



Cisco Container Platform 6.0.0 API Guide

First Published: March 10, 2020

Revised: April 20, 2020

Cisco Systems, Inc.

www.cisco.com

Cisco has more than 200 offices worldwide. Addresses, phone numbers, and fax numbers are listed on the Cisco website at www.cisco.com/go/offices.

Abstract

The Cisco Container Platform 6.0.0 API Guide gives information on Cisco Container Platform APIs and development features.

THE SPECIFICATIONS AND INFORMATION REGARDING THE PRODUCTS IN THIS MANUAL ARE SUBJECT TO CHANGE WITHOUT NOTICE. ALL STATEMENTS, INFORMATION, AND RECOMMENDATIONS IN THIS MANUAL ARE BELIEVED TO BE ACCURATE BUT ARE PRESENTED WITHOUT WARRANTY OF ANY KIND, EXPRESS OR IMPLIED. USERS MUST TAKE FULL RESPONSIBILITY FOR THEIR APPLICATION OF ANY PRODUCTS.

THE SOFTWARE LICENSE AND LIMITED WARRANTY FOR THE ACCOMPANYING PRODUCT ARE SET FORTH IN THE INFORMATION PACKET THAT SHIPPED WITH THE PRODUCT AND ARE INCORPORATED HEREIN BY THIS REFERENCE. IF YOU ARE UNABLE TO LOCATE THE SOFTWARE LICENSE OR LIMITED WARRANTY, CONTACT YOUR CISCO REPRESENTATIVE FOR A COPY.

The Cisco implementation of TCP header compression is an adaptation of a program developed by the University of California, Berkeley (UCB) as part of UCB's public domain version of the UNIX operating system. All rights reserved. Copyright © 1981, Regents of the University of California.

NOTWITHSTANDING ANY OTHER WARRANTY HEREIN, ALL DOCUMENT FILES AND SOFTWARE OF THESE SUPPLIERS ARE PROVIDED "AS IS" WITH ALL FAULTS. CISCO AND THE ABOVE-NAMED SUPPLIERS DISCLAIM ALL WARRANTIES, EXPRESSED OR IMPLIED, INCLUDING, WITHOUT LIMITATION, THOSE OF MERCHANTABILITY, FITNESS FOR A PARTICULAR PURPOSE AND NON INFRINGEMENT OR ARISING FROM A COURSE OF DEALING, USAGE, OR TRADE PRACTICE.

IN NO EVENT SHALL CISCO OR ITS SUPPLIERS BE LIABLE FOR ANY INDIRECT, SPECIAL, CONSEQUENTIAL, OR INCIDENTAL DAMAGES, INCLUDING, WITHOUT LIMITATION, LOST PROFITS OR LOSS OR DAMAGE TO DATA ARISING OUT OF THE USE OR INABILITY TO USE THIS MANUAL, EVEN IF CISCO OR ITS SUPPLIERS HAVE BEEN ADVISED OF THE POSSIBILITY OF SUCH DAMAGES.

Cisco and the Cisco logo are trademarks or registered trademarks of Cisco and/or its affiliates in the U.S. and other countries. To view a list of Cisco trademarks, go to this URL: www.cisco.com/go/trademarks. Third-party trademarks mentioned are the property of their respective owners. The use of the word partner does not imply a partnership relationship between Cisco and any other company. (1110R)

Any Internet Protocol (IP) addresses and phone numbers used in this document are not intended to be actual addresses and phone numbers. Any examples, command display output, network topology diagrams, and other figures included in the document are shown for illustrative purposes only. Any use of actual IP addresses or phone numbers in illustrative content is unintentional and coincidental.

Cisco Container Platform 6.0.0 API Guide
© 2019 Cisco Systems, Inc. All rights reserved.

1	Overview	4
2	Accessing Cisco Container Platform API.....	4
3	Key Concepts.....	4
3.1	<i>Provider Client Configuration.....</i>	4
3.2	<i>Cluster.....</i>	5
3.3	<i>User Management and Authorization.....</i>	5
3.3.1	<i>LDAP and Local Users.....</i>	5
3.4	<i>Subnets and Virtual IP Address Pools.....</i>	5
4	Examples of API Use Cases for vSphere v2 Clusters	5
4.1	<i>Creating vSphere Tenant Clusters</i>	5
4.2	<i>Deleting vSphere Tenant Clusters.....</i>	13
4.3	<i>Configuring Windows AD Service Account for Authentication</i>	14
4.4	<i>Managing Windows AD Group Authorizations for Tenant Clusters</i>	17
4.5	<i>Downloading Tenant Cluster KUBECONFIG Environment File.....</i>	21
4.6	<i>Obtaining TC Master and Ingress VIPs.....</i>	23
5	Examples of API Use Cases for AWS EKS Clusters.....	23
5.1	<i>Logging in to Cisco Container Platform</i>	23
5.2	<i>Creating Providers for EKS.....</i>	24
5.3	<i>Retrieving List of Providers for EKS.....</i>	24
5.4	<i>Retrieving Specific Provider for EKS.....</i>	24
5.5	<i>Modifying Providers for EKS</i>	25
5.6	<i>Deleting Providers for EKS.....</i>	25
5.7	<i>Creating EKS clusters</i>	25
5.8	<i>Retrieving all EKS clusters</i>	26
5.9	<i>Retrieving Specific EKS Clusters</i>	27
5.10	<i>Modifying EKS clusters</i>	28
5.11	<i>Deleting EKS clusters.....</i>	29
6	Examples of API Use Cases for vSphere v3 Clusters	29
6.1	<i>Logging in to Cisco Container Platform</i>	29
6.2	<i>Creating Providers for vSphere v3.....</i>	30
6.3	<i>Retrieving List of Providers</i>	30
6.4	<i>Retrieving Specific Provider</i>	30
6.5	<i>Modifying Providers.....</i>	31
6.6	<i>Deleting Providers</i>	31
6.7	<i>Creating EKS v3 clusters.....</i>	31
6.8	<i>Retrieving all clusters.....</i>	33
6.9	<i>Retrieving Specific Clusters.....</i>	36
6.10	<i>Deleting clusters.....</i>	38

6.11	Creating ACI Profile	39
6.12	Creating ACI-enabled vSphere Cluster	39
6.13	Updating ACI Profile	39
6.14	Deleting ACI Profile	40
6.15	Listing Addons	40
6.16	Listing Catalog	41
6.17	Adding Addons	41
6.18	Adding Addons with Overrides	42
6.19	Deleting Addons	43
6.20	Adding Node Pools	43
6.21	Getting List of Node Pools	44
6.22	Modifying Node Pools	44
6.23	Deleting Node Pools	45
7	Cisco Container Platform API Reference	47

1 Overview

Cisco Container Platform API provides REST API as a language-agnostic programmatic interface for applications to send requests to a Cisco Container Platform deployment.

An API conforms to the RESTful conventions and is defined by using resource and methods. A resource is a collection of information that is identified by a Uniform Resource Identifier (URI). For example, `providerclientconfig` is a resource that is used to represent configuration information to connect to an infrastructure provider such as vCenter. Methods are HTTP methods that are exposed for a resource. The commonly used HTTP methods are POST, GET, PATCH, PUT and DELETE.

2 Accessing Cisco Container Platform API

You can access the Cisco Container Platform APIs using the following URL:
`https://<CCP IP>/2/swaggerapi`

Where, `<CCP IP>` is the Cisco Container Platform control plane web user interface address that you had used during the installation of Cisco Container Platform. It is the Ingress Controller LoadBalancer IP address.

3 Key Concepts

3.1 Provider Client Configuration

Cisco Container Platform connects to infrastructure providers such as vCenter to create and manage Virtual Machines that are used for Kubernetes Clusters. The configuration information to connect to the infrastructure provider is represented by a `providerclientconfig` resource.

3.2 Cluster

Cisco Container Platform automates the creation and lifecycle operations for Kubernetes Clusters. Each Kubernetes Cluster corresponds to a cluster resource type in Cisco Container Platform. It is identified by name for GET methods allowing you to poll the status of a Kubernetes cluster before its creation is complete. All other methods on a cluster object identify the cluster by its UUID in the URI.

3.3 User Management and Authorization

3.3.1 LDAP and Local Users

Cisco Container Platform supports Active Directory users and local users. Active directory configuration and authorization correspond to the ldap resource type in Cisco Container Platform. Local User management and authorizations correspond to the localusers resource type.

3.4 Subnets and Virtual IP Address Pools

Cisco Container Platform enables you to select an existing network, create a subnet in that network, and then create a Cisco Container Platform Virtual IP Address (VIP) pool within that subnet.

VIP pools are reserved ranges of IP addresses that are assigned as virtual IP addresses within the Cisco Container Platform clusters. Subnets correspond to network_service/subnets resource and VIP pools are a sub-resource of subnets of the type pools.

4 Examples of API Use Cases for vSphere v2 Clusters

4.1 Creating vSphere Tenant Clusters

Before you Begin

Ensure that curl and jq are installed on your client machine.

Procedure

1. Export Cisco Container Platform Virtual IP to the \$CCP environment variable.

Command

```
export CCP=<Control Plane VIP>
```

Example

```
export CCP=10.20.30.40
```

2. Obtain a cookie using the username and password for your Cisco Container Platform instance.

Command

```
curl -k -c cookie.txt -H "Content-Type:application/x-www-form-urlencoded" -d 'username=admin&password=<Password from the installer>' https://$CCP/2/system/login/
```

Example

```
curl -k -c cookie.txt -H "Content-Type:application/x-www-form-urlencoded" -d 'username=admin&password=<Password from the installer>' https://$CCP/2/system/login/
```

3. Get list of Provider Client Configurations.

Command

```
curl -sk -b cookie.txt -H "Content-Type:
application/json" https://$CCP/2/providerclientconfigs/
| jq '.[].uuid'
```

Example

```
curl -sk -b cookie.txt -H "Content-Type:
application/json" https://$CCP/2/providerclientconfigs/
| jq '.[].uuid'
```

Response

```
"fb53eae8-d973-4644-b13f-893949154a22"
```

4. Configure the provider client that you want to use.

Command

```
export PCC=<Selected Provider Client Configuration>
```

Example

```
export PCC=fb53eae8-d973-4644-b13f-893949154a22
```

5. Get the list of datacenters.

Command

```
curl -sk -b cookie.txt
https://$CCP/2/providerclientconfigs/${PCC}/vsphere/datac
enter | jq '.Datacenters[]'
```

Example

```
curl -sk -b cookie.txt
https://$CCP/2/providerclientconfigs/${PCC}/vsphere/datac
enter | jq '.Datacenters[]'
```

Response

```
"RTP09"
```

6. Configure the datacenter that you want to use.

Command

```
export DCC=<from list of DataCenters>
```

Example

```
export DCC=RTP09
```

7. Get the list of tenant image VMs.

Command

```
curl -sk -b cookie.txt
https://$CCP/2/providerclientconfigs/${PCC}/vsphere/datac
enter/${DCC}/vm | jq '.VMs[] | select(. | startswith("ccp-
tenant-image"))' | sort -u
```

Example

```
curl -sk -b cookie.txt
https://$CCP/2/providerclientconfigs/${PCC}/vsphere/datac
```

```
enter/${DCC}/vm | jq '.VMs[] | select(.| startswith("ccp-tenant-image"))' | sort -u
```

Response

```
"ccp-tenant-image-1.16.3-6.0.0.ova"  
"ccp-tenant-image-1.15.6-6.0.0.ova"
```

8. Configure the name of the VM image that you want to use.

Command

```
export VM=<from list of VMs>
```

Example

```
export VM= ccp-tenant-image-1.16.3-6.0.0.ova
```

9. Get the list of networks.

Command

```
curl -sk -b cookie.txt  
https://$CCP/2/providerclientconfigs/${PCC}/vsphere/datacenter/${DCC}/network | jq '.Networks[]'
```

Example

```
curl -sk -b cookie.txt  
https://$CCP/2/providerclientconfigs/${PCC}/vsphere/datacenter/${DCC}/network | jq '.Networks[]'
```

Response

```
"r9-hx2-ccp"  
"Storage Controller Data Network"  
"k8-priv-iscsivm-network"
```

10. Configure the network that you want to use.

Command

```
export NETWORK=<From list of Networks>
```

Example

```
export NETWORK=r9-hx2-ccp
```

11. Get the list of clusters.

Command

```
curl -sk -b cookie.txt  
https://$CCP/2/providerclientconfigs/${PCC}/vsphere/datacenter/${DCC}/cluster | jq '.Clusters[]'
```

Example

```
curl -sk -b cookie.txt  
https://$CCP/2/providerclientconfigs/${PCC}/vsphere/datacenter/${DCC}/cluster | jq '.Clusters[]'
```

Response

```
"r9-hx2"
```

12. Configure the name of the cluster you want to use.

Command

```
export CLUSTER=<from list of clusters>
```

Example

```
export CLUSTER=r9-hx2
```

13. Get the list of pools.

Command

```
curl -sk -b cookie.txt  
https://$CCP/2/providerclientconfigs/${PCC}/vsphere/datacenter/${DCC}/cluster/${CLUSTER}/pool | jq ".Pools[]"
```

Example

```
curl -sk -b cookie.txt  
https://$CCP/2/providerclientconfigs/${PCC}/vsphere/datacenter/${DCC}/cluster/${CLUSTER}/pool | jq ".Pools[]"
```

Response

```
"Resources"  
"Resources/Infrastructure"
```

14. Configure the vSphere resource pool you want to use.

Command

```
export POOL=<from list of Pools>
```

Example

```
export POOL=Resources
```

15. Get the list of datastores.

Command

```
curl -sk -b cookie.txt  
https://$CCP/2/providerclientconfigs/${PCC}/vsphere/datacenter/${DCC}/datastore | jq -r '.Datastores[] | select(.\nstartswith("SpringpathDS") | not) '
```

Example

```
curl -sk -b cookie.txt  
https://$CCP/2/providerclientconfigs/${PCC}/vsphere/datacenter/${DCC}/datastore | jq -r '.Datastores[] | select(.\nstartswith("SpringpathDS") | not) '
```

Response

```
ds1  
ISOs  
Hxdump  
r9-hx2-datastore-1
```

16. Configure the datastore that you want to use.

Command

```
export DATASTORE=<from list of datastores>
```

Example


```
export DATASTORE=r9-hx2-datastore-1
```

17. Configure a name for the tenant cluster.

Note: The cluster name must start with an alphanumeric character (a-z, A-Z, 0-9). It can contain a combination of hyphen (-) symbols and alphanumeric characters (a-z, A-Z, 0-9). The maximum length of the cluster name is 46 characters.

Command

```
export NAME=<Name of cluster>
```

Example

```
export NAME=tc4
```

18. Configure a username to remotely access cluster nodes with a given sshkey.

Command

```
export USER=<Username>
```

Example

```
export USER=ccpuser
```

19. Configure the ssh public key for remote access.

Command

```
export SSHKEY=<Selected ssh public key for remote access>
```

Example

```
export SSHKEY=`head -1 ~/.ssh/id_rsa.pub`
```

Note: If there is no public key file, please run ssh-keygen to create a key pair.

20. Get the list of subnets.

Command

```
curl -sk -b cookie.txt -H "Content-Type: application/json" https://$CCP/2/network_service/subnets/ | jq -r '[0].uuid'
```

Example

```
curl -sk -b cookie.txt -H "Content-Type: application/json" https://$CCP/2/network_service/subnets/ | jq -r '[0].uuid'
```

Response

```
"842e4baf-4877-4330-a3e3-4249983922a4"
```

21. Configure the subnet for the cluster.

Command

```
export SUBNET=<From the list of subnets>
```

Example

```
export SUBNET=842e4baf-4877-4330-a3e3-4249983922a4
```

22. Get the list of VIP pools in the subnet that you have chosen.

Command

```
curl -sk -b cookie.txt -H "Content-Type:
application/json"
https://$CCP/2/network_service/subnets/${SUBNET}/pools|
jq -r '\.[0].uuid'
```

Example

```
curl -sk -b cookie.txt -H "Content-Type:
application/json"
https://$CCP/2/network_service/subnets/${SUBNET}/pools| jq
-r '\.[0].uuid'
```

Response

```
"fef830ce-dc92-46fe-8acb-01eaa539dc46"
```

23. Select the appropriate VIP pool if there are multiple options.

Command

```
export VIP_POOL=<From the list of pools>
```

Example

```
export VIP_POOL=fef830ce-dc92-46fe-8acb-01eaa539dc46
```

24. Copy and paste the following code to create a cluster json payload.

```
#-----
cat <<EOF > cluster_create.json
{
  "provider_client_config_uuid": "${PCC}",
  "type": 1,
  "cluster": "${CLUSTER}",
  "name": "${NAME}",
  "description": "",
  "workers": 2,
  "masters": 1,
  "vcpus": 2,
  "memory": 8192,
  "datacenter": "${DCC}",
  "datastore": "${DATASTORE}",
  "networks": [
    "${NETWORK}"
  ],
  "ingress_vip_pool_id": "${SUBNET}",
  "load_balancer_ip_num": 1,
  "resource_pool": "${CLUSTER}/${POOL}",
  "template": "${VM}",
  "ssh_user": "${USER}",
  "ssh_key": "${SSHKEY}",
  "deployer_type": "kubeadm",
  "kubernetes_version": "1.11.3",
  "deployer": {
    "provider_type": "vsphere",
    "provider": {
      "vsphere_datacenter": "${DCC}",
      "vsphere_datastore": "${DATASTORE}",
      "vsphere_client_config_uuid": "${PCC}",
      "vsphere_working_dir": "\/${DCC}/vm"
    }
  }
}
EOF
```

```
#-----
```

25. Edit the `cluster_create.json` file to modify the number of workers, CPUs, memory, Kubernetes version, or description as needed.

26. Create a tenant cluster.

Command

```
curl -sk -X POST -b cookie.txt -H "Content-Type: application/json" -d @cluster_create.json https://$CCP/2/clusters | tee output.txt | jq '.name, .uuid, .state'
```

Example

```
curl -sk -X POST -b cookie.txt -H "Content-Type: application/json" -d @cluster_create.json https://$CCP/2/clusters | tee output.txt | jq '.name, .uuid, .state'
```

Response

```
"tc4"  
"8ccaa3a1-8a11-4996-9224-5723b7ecfdfd"  
"READY"
```

27. Configure the tenant cluster UUID.

Command

```
export TC=<UUID of the selected tenant cluster>
```

Example

```
export TC=8ccaa3a1-8a11-4996-9224-5723b7ecfdfd
```

28. Download the KUBECONFIG environment file.

Command

```
curl -sk -b cookie.txt https://$CCP/2/clusters/${TC}/env -o ${TC}.env
```

Example

```
curl -sk -b cookie.txt https://\$CCP/2/clusters/\${TC}/env -o ${TC}.env
```

29. Export the config file to KUBECONFIG environment variable.

Command

```
export KUBECONFIG=./${TC}.env
```

Example

```
export KUBECONFIG=./${TC}.env
```

30. View nodes on a tenant cluster.

Command

```
kubectl get nodes -o wide
```

Example

Cisco Container Platform 6.0.0 API Guide

```
kubectl get nodes -o wide
```

Response

NAME	STATUS	ROLES	AGE	VERSION	EXTERNAL-IP	OS-IMAGE	KERNEL VERSION	CONTAINER RUNTIME
tc4-mc29ab3f9fd	Ready	master	3m	v1.9.2	10.15.0.250	Ubuntu 16.04.3 LTS	4.4.0-104-generic	Docker://1.13.1
tc4-w0d6e5b1836	Ready	<none>	2m	v1.9.2	10.15.0.151	Ubuntu 16.04.3 LTS	4.4.0-104-generic	Docker://1.13.1
Tc4-w5dfdd9f087	Ready	<none>	2m	v1.9.2	10.15.0.150	Ubuntu 16.04.3 LTS	4.4.0-104-generic	Docker://1.13.1

Cisco Container Platform admin

Total Clusters 4 Healthy 4 Warning 0 Error 0

Clusters Last refreshed at: Saturday, Mar 3, 2018, 1:20:17 PM

Search Create Cluster

Name	Description	Status	Kubernetes Version	Nodes	Actions
tc1	Tenant Cluster One	✓	1.9.2	Masters: 1 Workers: 3	
tc2	Test Cluster Two	✓	1.8.4	Masters: 1 Workers: 2	
tc3		✓	1.9.2	Masters: 1 Workers: 2	
tc4		✓	1.9.2	Masters: 1 Workers: 2	

Cisco Container Platform admin

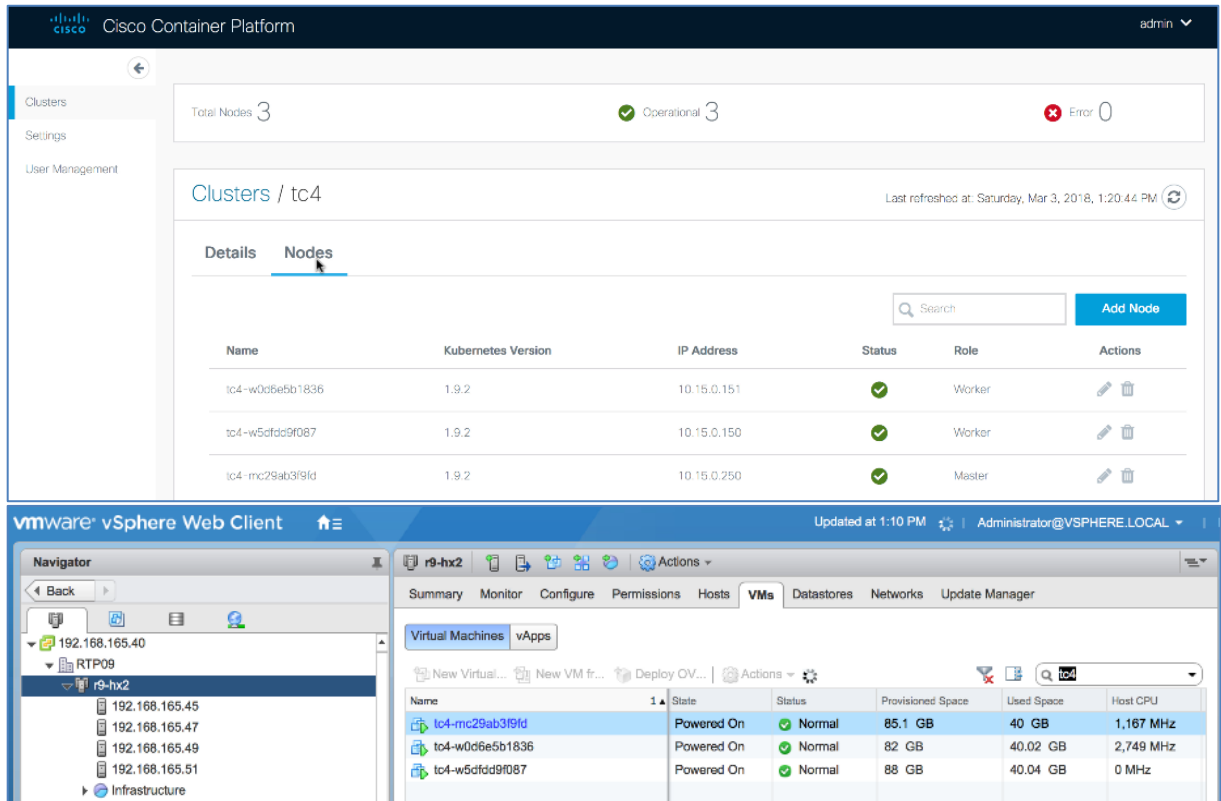
Total Nodes 3 Operational 3 Error 0

Clusters / tc4 Last refreshed at: Saturday, Mar 3, 2018, 1:20:44 PM

Details Nodes

Name	tc4
Description	
Status	READY
Kubernetes Version	1.9.2
Master Nodes	1
Worker Nodes	2
Infrastructure Provider	fb53cab8-c973-4644-b13f-603949154a22
vCenter Cluster	r9-hx2
Datastore	r9-hx2-datastore-1
Network	
Resource Pool	r9-hx2/Resources
VM Template	ccc-tenant-image-1.9.2-0.9.1.ovf

Delete Cluster



4.2 Deleting vSphere Tenant Clusters

Before you Begin

Ensure that curl and jq are installed on your client machine.

Procedure

1. Export Cisco Container Platform Virtual IP to the \$CCP environment variable.

Command

```
export CCP=<Control Plane VIP>
```

Example

```
export CCP=10.20.30.40
```

2. Obtain a cookie using the username and password for your Cisco Container Platform instance.

Command

```
curl -k -c cookie.txt -H "Content-Type:application/x-www-form-urlencoded" -d 'username=admin&password=<Password from the installer>' https://$CCP/2/system/login/
```

Example

```
curl -k -c cookie.txt -H "Content-Type:application/x-www-form-urlencoded" -d 'username=admin&password=<Password from the installer>' https://$CCP/2/system/login/
```

3. List tenant clusters.

Command

```
curl -sk -b cookie.txt https://$CCP/2/clusters| jq -r  
'.[].name, .uuid'
```

Example

```
curl -sk -b cookie.txt https://$CCP/2/clusters| jq -r  
'.[].name, .uuid'
```

Response

```
tc1  
aef65a35-c013-4d91-9edb-e2ef8359f95b  
tc2  
8dab31ef-3efa-4de6-9e0d-07e6ff68bc24  
tc3  
a523fce7-b71e-444a-9626-871e17fe1fcd  
tc4  
8ccaa3a1-8a11-4996-9224-5723b7ecfdfd
```

4. Export the tenant cluster.

Command

```
export TC=<selected cluster from list>
```

Example

```
export TC=8ccaa3a1-8a11-4996-9224-5723b7ecfdfd
```

5. Delete the tenant cluster.

Command

```
curl -sk -b cookie.txt -X DELETE  
https://$CCP/2/clusters/${TC}
```

Example

```
curl -sk -b cookie.txt -X DELETE  
https://$CCP/2/clusters/${TC}
```

4.3 Configuring Windows AD Service Account for Authentication

Before you Begin

Ensure that curl and jq are installed on your client machine.

Procedure

1. Export Cisco Container Platform Virtual IP to the \$CCP environment variable.

Command

```
export CCP=<Control Plane VIP>
```

Example

```
export CCP=10.20.30.40
```

2. Obtain a cookie using the username and password for your Cisco Container Platform instance.

Command

```
curl -k -c cookie.txt -H "Content-Type:application/x-www-  
form-urlencoded" -d 'username=admin&password=<Password  
from the installer>' https://$CCP/2/system/login/
```

Example

```
curl -k -c cookie.txt -H "Content-Type:application/x-www-  
form-urlencoded" -d 'username=admin&password=<Password  
from the installer>' https://$CCP/2/system/login/
```

3. Query Windows AD server to verify the Service Account connection and members of the Cisco Container Platform accounts.

Command

```
ldapsearch -x -h <AD Server> -D "<Bind Distinguished  
Name>" -w '<Password>' -b "<Base Distinguished Name>" -s  
"<Scope>"
```

Example

```
ldapsearch -x -h 192.0.2.1 -D "CN=Adam A.  
Arkanis,CN=Users,DC=r9-hx,DC=local" -w 'Password' -b  
"dc=r9-hx,dc=local" -s sub "(cn=CCP*)" member cn
```

Response

```
# extended LDIF  
#  
# LDAPv3  
# base <dc=r9-hx,dc=local> with scope subtree  
# filter: (cn=CCP*)  
# requesting: member cn  
#  
# CCPAdmins, Users, r9-hx.local  
dn: CN=CCPAdmins,CN=Users,DC=r9-hx,DC=local  
cn: CCPAdmins  
member: CN=Andrew A. Andres,CN=Users,DC=r9-hx,DC=local  
member: CN=Adam A. Arkanis,CN=Users,DC=r9-hx,DC=local  
# CCPDevOps, Users, r9-hx.local  
dn: CN=CCPDevOps,CN=Users,DC=r9-hx,DC=local  
cn: CCPDevOps  
member: CN=Bob B. Bondurant,CN=Users,DC=r9-hx,DC=local  
member: CN=Becky B. Bartholemew,CN=Users,DC=r9-  
hx,DC=local
```

4. Create json payload file for creating AD service account in Cisco Container Platform.

Command

```
cat << EOF > ldap_serviceaccount.json  
{  
  "Server": " <AD Server>",  
  "Port": 3268,  
  "ServiceAccountDN": "<Bind Distinguished Name>",  
  "ServiceAccountPassword": "<Password>",  
  "StartTLS": false,  
  "InsecureSkipVerify": true
```

```
}  
EOF
```

Example

```
cat << EOF > ldap_serviceaccount.json  
{  
  "Server": "192.0.2.1",  
  "Port": 3268,  
  "ServiceAccountDN": "CN=Adam A. Arkanis,CN=Users,DC=r9-  
hx,DC=local",  
  "ServiceAccountPassword": "Password",  
  "StartTLS": false,  
  "InsecureSkipVerify": true  
}
```

5. Create the service account for Cisco Container Platform.

Command

```
curl -sk -b cookie.txt -X PUT -H "Content-Type:  
application/json" -d @ldap_serviceaccount.json  
https://$CCP/2/ldap/setup
```

Example

```
curl -sk -b cookie.txt -X PUT -H "Content-Type:  
application/json" -d @ldap_serviceaccount.json  
https://$CCP/2/ldap/setup
```

Response

```
{  
  "Server": "192.0.2.1",  
  "Port": 3268,  
  "BaseDN": "DC=r9-hx,DC=local",  
  "ServiceAccountDN": "CN=Adam A.  
Arkanis,CN=Users,DC=r9-hx,DC=local",  
  "ServiceAccountPassword": "",  
  "StartTLS": false,  
  "InsecureSkipVerify": true  
}
```

6. Confirm service account configuration.

Command

```
curl -k -b cookie.txt https://$CCP/2/ldap/setup
```

Example

```
curl -k -b cookie.txt https://$CCP/2/ldap/setup
```

Response

```
{  
  "Server": "192.0.2.1",  
  "Port": 3268,  
  "BaseDN": "DC=r9-hx,DC=local",  
  "ServiceAccountDN": "CN=Adam A.  
Arkanis,CN=Users,DC=r9-hx,DC=local",
```



```
    "ServiceAccountPassword": "",
    "StartTLS": false,
    "InsecureSkipVerify": true
  }
```

4.4 Managing Windows AD Group Authorizations for Tenant Clusters

Before you Begin

Ensure that curl and jq are installed on your client machine.

Procedure

1. Export Cisco Container Platform Virtual IP to the \$CCP environment variable.

Command

```
export CCP=<Control Plane VIP>
```

Example

```
export CCP=10.20.30.40
```

2. Obtain a cookie using the username and password for your Cisco Container Platform instance.

Command

```
curl -k -c cookie.txt -H "Content-Type:application/x-www-  
form-urlencoded" -d 'username=admin&password=<Password  
from the installer>' https://$CCP/2/system/login/
```

Example

```
curl -k -c cookie.txt -H "Content-Type:application/x-www-  
form-urlencoded" -d 'username=admin&password=<Password  
from the installer>' https://$CCP/2/system/login/
```

3. Create json payload file for assigning an AD group to a SysAdmin or DevOps role.

```
cat << EOF > ldap_devops_group.json
{
  "LdapDN": "CN=CCPDevOps,CN=Users,DC=r9-hx,DC=local",
  "Role": "DevOps"
}
EOF
```

4. Create an LDAP group.
An error message is displayed, if an LDAP group already exists and can continue with script.

Command

```
curl -sk -b cookie.txt -X POST -H "Content-Type:  
application/json" -d @ldap_devops_group.json  
https://$CCP/2/ldap/groups
```

Example

```
curl -sk -b cookie.txt -X POST -H "Content-Type:  
application/json" -d @ldap_devops_group.json  
https://$CCP/2/ldap/groups
```

Response

```
{
  "LdapDN": "CN=CCPDevOps,CN=Users,DC=r9-hx,DC=local",
  "Role": "DevOps"
}
```

5. Get list of configured AD groups in Cisco Container Platform.

Command

```
curl -sk -b cookie.txt https://$CCP/2/ldap/groups
```

Example

```
curl -sk -b cookie.txt https://$CCP/2/ldap/groups
```

Response

```
[
  {
    "LdapDN": "CN=CCPDevOps,CN=Users,DC=r9-hx,DC=local",
    "Role": "DevOps"
  }
]

#Return list of clusters to assign AD group to
```

6. Get list of clusters for which you want to assign an AD group.

Command

```
curl -sk -b cookie.txt https://$CCP/2/clusters| jq -r
'[][]|.name, .uuid'
```

Example

```
curl -sk -b cookie.txt https://$CCP/2/clusters| jq -r
'[][]|.name, .uuid'
```

Response

```
tc1
aef65a35-c013-4d91-9edb-e2ef8359f95b
tc2
8dab31ef-3efa-4de6-9e0d-07e6ff68bc24
tc3
a523fce7-b71e-444a-9626-871e17fe1fcd
tc4
8ccaa3a1-8a11-4996-9224-5723b7ecfdfd
```

7. Export the selected tenant cluster.

Command

```
export TC=<Selected tenant cluster>
```

Example

```
export TC=8ccaa3a1-8a11-4996-9224-5723b7ecfdfd
```

8. Create a json payload for assigning AD group to a tenant cluster.

```
cat << EOF > ldap_authz.json
{
  "name": "CN=CCPDevOps,CN=Users,DC=r9-hx,DC=local",
```

```
    "local": false
  }
EOF
```

9. Authorize group access to the selected tenant cluster.

Command

```
curl -sk -b cookie.txt -X POST -H "Content-Type:
application/json" -d @ldap_authz.json
https://$CCP/2/clusters/${TC}/authz
```

Example

```
curl -sk -b cookie.txt -X POST -H "Content-Type:
application/json" -d @ldap_authz.json
https://$CCP/2/clusters/${TC}/authz

{
  "AuthID": "743e54da-037e-4386-99a7-a3da36e51936",
  "Name": "CN=CCPDevOps,CN=Users,DC=r9-hx,DC=local",
  "Local": false
}
```

10. Verify authorization of AD group to the tenant cluster.

Command

```
curl -sk -b cookie.txt https://$CCP/2/clusters/${TC}/authz
```

Example

```
curl -sk -b cookie.txt
https://$CCP/2/clusters/${TC}/authz
```

Response

```
{
  "AuthList": [
    {
      "AuthID": "743e54da-037e-4386-99a7-a3da36e51936",
      "Name": "CN=CCPDevOps,CN=Users,DC=r9-hx,DC=local",
      "Local": false
    }
  ]
}
```

11. Authenticate as a user from an AD DevOps group.

Command

```
curl -sk -c cookie_user.txt -H "Content-
Type:application/x-www-form-urlencoded" -d "username=<AD
User>&password=<Password>" https://$CCP/2/system/login/
```

Example

```
curl -sk -c cookie_user.txt -H "Content-
Type:application/x-www-form-urlencoded" -d
"username=BobBB&password=Password"
https://$CCP/2/system/login/
```

12. Verify tenant cluster access list for an AD user.

Command

```
curl -sk -b cookie_user.txt https://$CCP/2/clusters| jq -r '.[].name, .uuid'
```

Example

```
curl -sk -b cookie_user.txt https://$CCP/2/clusters| jq -r '.[].name, .uuid'
```

Response

```
tc4  
8ccaa3a1-8a11-4996-9224-5723b7ecfdfd
```

13. Export the selected tenant cluster.

Command

```
export TC=<Selected tenant cluster>
```

Example

```
export TC=8ccaa3a1-8a11-4996-9224-5723b7ecfdfd
```

14. Download the KUBECONFIG environment file.

Command

```
curl -sk -b cookie.txt https://$CCP/2/clusters/${TC}/env -o ${TC}.env
```

Example

```
curl -sk -b cookie.txt https://$CCP/2/clusters/${TC}/env -o ${TC}.env
```

15. Export the config file to KUBECONFIG environment variable.

Command

```
export KUBECONFIG=./${TC}.env
```

Example

```
export KUBECONFIG=./${TC}.env
```

16. View nodes on the tenant cluster.

Command

```
kubectl get nodes -o wide
```

Example

```
kubectl get nodes -o wide
```

Response

NAME	STATUS	ROLES	AGE	VERSION	EXTERNAL-IP	OS-IMAGE	KERNEL VERSION
tc4-mc29ab3f9fd docker://1.13.1	Ready	master	1h	v1.9.2	10.20.30.250	Ubuntu 16.04.3 LTS	4.4.0-104-generic
tc4-w0d6e5b1836 docker://1.13.1	Ready	<none>	1h	v1.9.2	10.20.30.151	Ubuntu 16.04.3 LTS	4.4.0-104-generic
tc4-w5dfdd9f087 docker://1.13.1	Ready	<none>	1h	v1.9.2	10.20.30.150	Ubuntu 16.04.3 LTS	4.4.0-104-generic

17. Remove AD group access.

Command

```
curl -sk -b cookie.txt -X DELETE
https://$CCP/2/ldap/groups/<DN of Group>
```

Example

```
curl -sk -b cookie.txt -X DELETE
https://$CCP/2/ldap/groups/CN=CCPDevOps,CN=Users,DC=r9-
hx,DC=local
```

18. Verify that authorization of AD group to tenant cluster is removed.

Command

```
curl -sk -b cookie.txt
https://$CCP/2/clusters/${TC}/authz
```

Example

```
curl -sk -b cookie.txt
https://$CCP/2/clusters/${TC}/authz
```

Response

```
{
  "AuthList": []
}
```

4.5 Downloading Tenant Cluster KUBECONFIG Environment File

Before you Begin

Ensure that curl and jq are installed on your client machine.

Procedure

1. Export Cisco Container Platform Virtual IP to the \$CCP environment variable.

Command

```
export CCP=<Control Plane VIP>
```

Example

```
export CCP=10.20.30.40
```

2. Obtain a cookie using the username and password for your Cisco Container Platform instance.

Command

```
curl -k -c cookie.txt -H "Content-Type:application/x-www-
form-urlencoded" -d 'username=admin&password=<Password
from the installer>' https://$CCP/2/system/login/
```

Example

```
curl -k -c cookie.txt -H "Content-Type:application/x-www-
form-urlencoded" -d 'username=admin&password=<Password
from the installer>' https://$CCP/2/system/login/
```

3. List tenant clusters.

Command

```
curl -sk -b cookie.txt https://$CCP/2/clusters| jq -r  
'.[]|.name, .uuid'
```

Example

```
curl -sk -b cookie.txt https://$CCP/2/clusters| jq -r  
'.[]|.name, .uuid'
```

Response

```
tc1  
aef65a35-c013-4d91-9edb-e2ef8359f9gb  
tc2  
8dab31ef-3efa-4de6-9e0d-07e6ff68bc24  
tc3  
a523fce7-b71e-444a-9626-871e17fe1fcd  
tc4  
8ccaa3a1-8a11-4996-9224-5723b7ecfdfd
```

4. Export a tenant cluster.

Command

```
export TC=<selected cluster from list>
```

Example

```
export TC=8ccaa3a1-8a11-4996-9224-5723b7ecfdfd
```

5. Download the KUBECONFIG environmental file.

Command

```
curl -sk -b cookie.txt https://$CCP/2/clusters/${TC}/env  
-o ${TC}.env
```

Example

```
curl -sk -b cookie.txt https://$CCP/2/clusters/${TC}/env  
-o ${TC}.env
```

6. Export the config file to KUBECONFIG environment variable.

Command

```
export KUBECONFIG=./${TC}.env
```

Example

```
export KUBECONFIG=./${TC}.env
```

7. View nodes on the tenant cluster.

Command

```
kubectl get nodes -o wide
```

Example

```
kubectl get nodes -o wide
```

Response

NAME	STATUS	ROLES	AGE	VERSION	EXTERNAL-IP	OS-IMAGE	KERNEL VERSION	CONTAINER-RUNTIME
tc4-mc29ab3f9fd	Ready	master	1h	v1.9.2	10.20.30.250	Ubuntu 16.04.3 LTS	4.4.0-104-generic	docker://1.13.1
tc4-w0d6e5b1836	Ready	<none>	1h	v1.9.2	10.20.30.151	Ubuntu 16.04.3 LTS	4.4.0-104-generic	docker://1.13.1
tc4-w5dfdd9f087	Ready	<none>	1h	v1.9.2	10.20.30.150	Ubuntu 16.04.3 LTS	4.4.0-104-generic	docker://1.13.1

4.6 Obtaining TC Master and Ingress VIPs

FOR MASTER

```
`curl -sk -X GET -b temp/cookie.txt  
https://$CCP/2/clusters/<clustername> | jq '.master_vip`
```

FOR INGRESS VIPs

```
`curl -sk -X GET -b temp/cookie.txt  
https://$CCP/2/clusters/<cluster> | jq '.ingress_vips`
```

5 Examples of API Use Cases for AWS EKS Clusters

V3 API support providers and clusters for EKS, vSphere and AKS clusters. Sections 5 and 6 give examples for usage with EKS and vSphere respectively using v3 API.

You need to export Cisco Container Platform Virtual IP to the \$CCP environment variable.

Command

```
export CCP=<Control Plane VIP>
```

Example

```
export CCP=10.20.30.40
```

5.1 Logging in to Cisco Container Platform

Command

```
curl -c cookies.txt -k -X POST -d  
"username=admin&password=<your_password>" -H "Content-  
Type:application/x-www-form-urlencoded"  
"https://$CCP/v3/system/login"
```

Example

1. Log in to Cisco Container Platform.

```
curl -c cookies.txt -k -X POST -d  
"username=admin&password=my_password" -H "Content-  
Type:application/x-www-form-urlencoded"  
"https://10.20.30.40/2/system/login"
```

2. Retrieve the token from the cookies.txt file created as a result of the above command and then store it in an environment variable like this:

```
$ cat cookies.txt  
# Netscape HTTP Cookie File  
# https://curl.haxx.se/docs/http-cookies.html  
# This file was generated by libcurl! Edit at your own  
risk.  
  
10.20.30.40 FALSE / FALSE 0 CXAccessToken  
eyJhbGciOiJIUzI1NiIsInR5cCI6IkpXVCJ9.eyJjb250ZXN0xVU1RFU1  
NfQVVUSCI6dHJ1ZSswiZShwIjoxNTQ4NjM5MDMyLCJyb2x1IjozIjoiQWRtaW5pc  
3RyYXRvcjI9.ypjTZFKKmfuBvRxodu-MLedIkQROVNqHdqXgKKdAv7M
```

3. Set your env variable using the token value obtained from Step 2.

```
export
TOKEN=eyJhbGciOiJIUzI1NiIsInR5cCI6IkpXVCJ9.eyJjb250aW50eXV1RF
UlnfQVVUSCI6dHJlZSwiZXhwIjoxNTQ4NjM5MDMyLCJyb2x1IjoiQWRtaW5
pc3RyYXRvciJ9.ypjTZFKKmfuBvRxodu-MLedIkQROVNqHdqXgKKdAv7M
```

5.2 Creating Providers for EKS

Command

```
curl -k -X POST -H "x-auth-token: $TOKEN" -d \
'{
    "type": "eks",
    "name": "name_of_your_eks_cluster",
    "role_arn": "you_aws_role_arn",
    "access_key_id": "your_AWS_access_key_id",
    "secret_access_key": "your_AWS_secret_access_key"
}' $https://$CCP/v3/providers/
```

Example

```
curl -k -X POST -H "x-auth-token: $TOKEN" -d \
'{
    "type": "eks",
    "name": "selvi-eks-provider",
    "role_arn":
"arn:aws:iam::123456789123:role/eksServiceRole",
    "access_key_id": "ABCDEFGHJKLMNOPQRST",
    "secret_access_key":
"THISISNOTAREALSECRETKEYBUTLOOKSLIKEONE"
}' https://10.20.30.40/v3/providers/
```

5.3 Retrieving List of Providers for EKS

Command

```
curl -k -X GET -H "X-Auth-Token": "$TOKEN"
https://$CCP/v3/providers
```

Example

```
curl -k -X GET -H "X-Auth-Token": "$TOKEN"
https://10.20.30.40/v3/providers
```

5.4 Retrieving Specific Provider for EKS

Command

```
curl -k -X GET -H "X-Auth-Token": "$TOKEN"
https://$CCP/v3/providers/<provider_uuid>/
```

Example

```
curl -k -X GET -H "X-Auth-Token": "$TOKEN" https://
10.20.30.40/v3/providers/17d7d949-cf95-4676-80a7-ae3d773dc3b0/
```

Response

```
[
  {
    "access_key_id": "ABCDEFGHJKLMNOPQRST",
```



```
    "id": "7edd7790-a776-4a91-91f3-0938483dbf78",
    "name": "selvi-eks-provider",
    "role_arn": "arn:aws:iam::12345678912:role/ccp-eks-7edd7790-a776-4a91-91f3-0938483dbf78",
    "type": "eks"
  }
]
```

5.5 Modifying Providers for EKS

You cannot update the provider details once it is created. This includes parameters such as the Role_ARN, Type, Access_Key_ID, and Secret_Access_Key.

5.6 Deleting Providers for EKS

Command

```
curl -k -X DELETE -H "x-auth-token: $TOKEN"
https://$CCP/v3/providers/<provider_uuid>/
```

Example

```
curl -k -X DELETE -H "x-auth-token: $TOKEN"
https://10.20.30.40/v3/providers/7edd7790-a776-4a91-91f3-0938483dbf78/
```

5.7 Creating EKS clusters

Command

```
curl -k -X POST -H "x-auth-token: $TOKEN" -d \
'{
  "provider": "provider_uuid",
  "vpc_sizing": {
    "subnet": "<your_desired_subnet>",
    "public_subnets": ["<desired_pub_subnet1>",
"<desired_pub_subnet2>", " <desired_pub_subnet3>"],
    "private_subnets": ["<desired_priv_subnet1>",
"<desired_priv_subnet2>", "<desired_priv_subnet3>"]
  },
  "region": "<aws_region_string>",
  "type": "eks",
  "ami": "<ami_id>",
  "instance_type": "<amazon_instance_type>",
  "worker_count": <number_of_workers_in_eks_cluster>,
  "access_role_arn": "<arn_of_role_in_your_aws_account>",
  "name": "<name_of_your_eks_cluster>",
  "ssh_keys":
["<your_ssh_key_to_be_able_to_access_your_workers>",
"<optionally_another_ssh_key>"]
}' https://$CCP/v3/clusters/
```

Example

```
curl -k -X POST -H "x-auth-token: $TOKEN" -d \
'{
  "provider": "17d7d949-cf95-4676-80a7-ae3d773dc3b0",
  "vpc_sizing": {
    "subnet": "10.20.0.0/16",
```

```
    "public_subnets": ["10.20.1.0/24", "10.20.2.0/24",
"10.20.3.0/24"],
    "private_subnets": ["10.20.4.0/24", "10.20.5.0/24",
"10.20.6.0/24"]
  },
  "region": "us-west-2",
  "type": "eks",
  "ami": "ami-09677889326e51ea1",
  "instance_type": "t2.small",
  "worker_count": 1,

"access_role_arn": "arn:aws:iam::123456789123:role/KubernetesAdmin",
  "name": "selvi_eks_1",
  "ssh_keys": ["ssh-ed25519
AAAAC3NzaC1lZDI1NTE5AAAAIHdSrKkWhwED6awk9sjegF0dgcKnotmyrealkey
selvik@SELVIK-M-C1DM", "another_dummy"]
}' https://10.20.30.40/v3/clusters/
```

Response

```
{
  "id": "094c1544-58e5-46cf-8a3f-94de81f35574",
  "type": "eks",
  "name": "selvi_eks_1",
  "provider": "17d7d949-cf95-4676-80a7-ae3d773dc3b0",
  "region": "us-west-2",
  "status": "CREATING",
  "status_detail": null,
  "access_role_arn": "arn:aws:iam::123456789123:role/KubernetesAdmin",
  "kubeconfig": null,
  "vpc_sizing": {
    "subnet": "10.20.0.0/16",
    "public_subnets": [
      "10.20.1.0/24",
      "10.20.2.0/24",
      "10.20.3.0/24"
    ],
    "private_subnets": [
      "10.20.4.0/24",
      "10.20.5.0/24",
      "10.20.6.0/24"
    ]
  },
  "ami": "ami-09677889326e51ea1",
  "instance_type": "t2.small",
  "ssh_key_name": "",
  "worker_count": 1,
  "vpc_id": null
}
```

Note: The API returns the values immediately and the status is indicated as *CREATING*.

5.8 Retrieving all EKS clusters

Command

```
curl -k -X GET -H "X-Auth-Token": "$TOKEN"
https://$CCP/v3/clusters
```

Example

```
curl -k -X GET -H "X-Auth-Token":"$TOKEN"  
https://10.10.99.190/v3/clusters
```

Response

```
[  
  {  
    "id":"094c1544-58e5-46cf-8a3f-94de81f35574",  
    "type":"eks",  
    "name":"selvi_eks_1",  
    "provider":"17d7d949-cf95-4676-80a7-ae3d773dc3b0",  
    "region":"us-west-2",  
    "status":"CREATING_MASTER",  
    "status_detail":"","  
    "access_role_arn":"arn:aws:iam::123456789123:role/Kubernet  
esAdmin",  
    "kubeconfig":null,  
    "vpc_sizing":{  
      "subnet":"10.20.0.0/16",  
      "public_subnets":[  
        "10.20.1.0/24",  
        "10.20.2.0/24",  
        "10.20.3.0/24"  
      ],  
      "private_subnets":[  
        "10.20.4.0/24",  
        "10.20.5.0/24",  
        "10.20.6.0/24"  
      ]  
    },  
    "ami":"ami-09677889326e51ea1",  
    "instance_type":"t2.small",  
    "ssh_key_name":"","  
    "worker_count":1,  
    "vpc_id":"vpc-thisis72e6cnotreal"  
  }  
]
```

5.9 Retrieving Specific EKS Clusters

Command

```
curl -k -X GET -H "X-Auth-Token":"$TOKEN" https://$CCP/v3/  
/clusters/<your_cluster_uuid>/
```

Example

```
curl -k -X GET -H "X-Auth-Token":"$TOKEN"  
https://10.10.99.190/v3/clusters/5a5f0db5-110c-4151-80e8-  
9b78889d30bc/
```

Response

```
[  
  {  
    "id":"094c1544-58e5-46cf-8a3f-94de81f35574",  
    "type":"eks",  
    "name":"selvi_eks_1",  
    "provider":"17d7d949-cf95-4676-80a7-ae3d773dc3b0",  
    "region":"us-west-2",  
    "status":"CREATING_MASTER",  
    "status_detail":"","  
    "access_role_arn":"arn:aws:iam::123456789123:role/Kubernet
```

```

esAdmin",
  "kubeconfig":null,
  "vpc_sizing":{
    "subnet":"10.20.0.0/16",
    "public_subnets":[
      "10.20.1.0/24",
      "10.20.2.0/24",
      "10.20.3.0/24"
    ],
    "private_subnets":[
      "10.20.4.0/24",
      "10.20.5.0/24",
      "10.20.6.0/24"
    ]
  },
  "ami":"ami-09677889326e51ea1",
  "instance_type":"t2.small",
  "ssh_key_name":"",
  "worker_count":1,
  "vpc_id":"vpc-thisis72e6cnotreal"
}
]

```

5.10 Modifying EKS clusters

Command

```

curl -k -X PATCH -H "x-auth-token: $TOKEN" -d \
'{
  "worker_count": 2
}' https://$CCCP/v3/clusters/<cluster_uuid>/

```

Example

```

curl -k -X PATCH -H "x-auth-token: $TOKEN" -d \
'{
  "worker_count": 2
}' https://10.20.99.190/v3/clusters/5a5f0db5-110c-4151-80e8-
9b78889d30bc/

```

Response

```

[
  {
    "id":"094c1544-58e5-46cf-8a3f-94de81f35574",
    "type":"eks",
    "name":"selvi_eks_1",
    "provider":"17d7d949-cf95-4676-80a7-ae3d773dc3b0",
    "region":"us-west-2",
    "status":"CREATING_MASTER",
    "status_detail":"",
    "access_role_arn":"arn:aws:iam::123456789123:role/Kubernet
esAdmin",
    "kubeconfig":null,
    "vpc_sizing":{
      "subnet":"10.20.0.0/16",
      "public_subnets":[
        "10.20.1.0/24",
        "10.20.2.0/24",
        "10.20.3.0/24"
      ],
      "private_subnets":[
        "10.20.4.0/24",

```

```
        "10.20.5.0/24",
        "10.20.6.0/24"
    ]
},
"ami":"ami-09677889326e51ea1",
"instance_type":"t2.small",
"ssh_key_name":"",
"worker_count":1,
"vpc_id":"vpc-thisis72e6cnotreal"
}
]
```

5.11 Deleting EKS clusters

Command

```
curl -k -X DELETE -H "x-auth-token: $TOKEN"
https://$CCP/v3/clusters/cluster_uuid/
```

Example

```
curl -k -X DELETE -H "x-auth-token: $TOKEN"
https://10.10.99.190/v3/clusters/5a5f0db5-110c-4151-80e8-
9b78889d30bc/
```

6 Examples of API Use Cases for vSphere v3 Clusters

You need to export Cisco Container Platform Virtual IP to the \$CCP environment variable.

Command

```
export CCP=<Control Plane VIP>
```

Example

```
export CCP=10.20.30.40
```

6.1 Logging in to Cisco Container Platform

Commands

```
export CCP=$CCP
export TOKEN=$(curl -v -k -X POST \
-H "Content-Type:application/x-www-form-urlencoded" \
-d "username=<CCP Username>&password=<CCP Password>" \
https://$CCP/v3/system/login 2> >(grep -i x-auth-token) |
\
grep i- x-auth-token | awk -F ":" '{print $2}' | tr -d
'\n\r')
```

Example

Log in to Cisco Container Platform and get the X-Auth-Token.

```
export TOKEN=$(curl -v -k -X POST \
-H "Content-Type:application/x-www-form-urlencoded" \
-d "username=admin&password=password" \
```

```
https://$CCP/v3/system/login 2> >(grep -i x-auth-token) |
\
grep -i x-auth-token | awk -F ":" '{print $2}' | tr -d
'\n\r')
echo $TOKEN
```

6.2 Creating Providers for vSphere v3

Command

```
curl -k -X POST -H "x-auth-token: $TOKEN" -d \
'{
    "type": "vsphere",
    "name": "name_of_vsphere_provider",
    "address": "vCenter_url",
    "username": "vCenter_username",
    "password": "vCenter_password",
    "port": "vCenter_port",
    "insecure_skip_verify" : true_or_false
}' https://$CCP/v3/providers/
```

Example

```
curl -k -X POST -H "x-auth-token: $TOKEN" -d \
'{
    "type": "vsphere",
    "name": "hx3",
    "address": "vcenter.domain.com",
    "username": "administrator@vsphere.local",
    "password": "password",
    "port": "443",
    "insecure_skip_verify": true
}' https://10.20.30.40/v3/providers/
```

6.3 Retrieving List of Providers

Command

```
curl -k -X GET -H "X-Auth-Token: $TOKEN"
https://$CCP/v3/providers/
```

Example

```
curl -k -X GET -H "x-auth-token: $TOKEN"
https://10.20.30.40/v3/providers/
```

6.4 Retrieving Specific Provider

Command

```
curl -k -X GET -H "X-Auth-Token:$TOKEN"
https://$CCP/v3/providers/<provider_uuid>/
```

Example

```
curl -k -X GET -H "X-Auth-Token: $TOKEN"
https://10.20.30.40/v3/providers/b54efda6-78c7-4418-9b89-
955da6585984/
```

Response

```
{
  "id": "b54efda6-78c7-4418-9b89-955da6585984",
  "type": "vsphere",
  "name": "vcenter",
```

```
"address": " vcenter.domain.com",
"port": 443,
"username": "administrator@vsphere.local",
"insecure_skip_verify": true
}
```

6.5 Modifying Providers

Command

```
curl -k -X PATCH -H "x-auth-token: $TOKEN" -d \
'{
    "type": "vsphere",
    "name": "name_of_vsphere_provider",
    "address": "vCenter_url",
    "username": "vCenter_username",
    "password": "vCenter_password",
    "port": "vCenter_port",
    "insecure_skip_verify" : true_or_false
}' https://$CCP/v3/providers/your_provider_id/
```

Example

```
curl -k -X PATCH -H "x-auth-token: $TOKEN" -d \
'{
    "type": "vsphere",
    "name": "vcenter-1",
    "address": "vcenter.domain.com",
    "username": "administrator@vsphere.local",
    "password": "password",
    "port": "443",
    "insecure_skip_verify": true
}' https://10.20.30.40/v3/providers/b54efda6-78c7-4418-9b89-955da6585984/
```

Response

```
{
  "id": "b54efda6-78c7-4418-9b89-955da6585984",
  "type": "vsphere",
  "name": "vcenter-1",
  "address": " vcenter.domain.com",
  "port": 443,
  "username": "administrator@vsphere.local",
  "insecure_skip_verify": true
}
```

6.6 Deleting Providers

Command

```
curl -k -X DELETE -H "x-auth-token: $TOKEN"
https://$CCP/v3/providers/<provider_uuid>/
```

Example

```
curl -k -X DELETE -H "x-auth-token: $TOKEN"
https://10.20.30.40/v3/providers/7edd7790-a776-4a91-91f3-0938483dbf78/
```

6.7 Creating EKS v3 clusters

Command

```
curl -k -X POST -H "x-auth-token: $TOKEN" -d \  
{  
  "provider": "provider_uuid",  
  "vpc_sizing": {  
    "subnet": "<your_desired_subnet>",  
    "public_subnets": ["<desired_pub_subnet1>",  
"<desired_pub_subnet2>", "<desired_pub_subnet3>"],  
    "private_subnets": ["<desired_priv_subnet1>",  
"<desired_priv_subnet2>", "<desired_priv_subnet3>"]  
  },  
  "region": "<aws_region_string>",  
  "type": "eks",  
  "ami": "<ami_id>",  
  "instance_type": "<amazon_instance_type>",  
  "worker_count": <number_of_workers_in_eks_cluster>,  
  "access_role_arn": "<arn_of_role_in_your_aws_account>",  
  "name": "<name_of_your_eks_cluster>",  
  "ssh_keys":  
  ["<your_ssh_key_to_be_able_to_access_your_workers>",  
"<optionally_another_ssh_key>"]  
}  
' https://$CCP/v3/clusters/
```

Example

```
curl -k -X POST -H "x-auth-token: $TOKEN" -d \  
{  
  "provider": "17d7d949-cf95-4676-80a7-ae3d773dc3b0",  
  "vpc_sizing": {  
    "subnet": "10.20.0.0/16",  
    "public_subnets": [  
      "10.20.1.0/24",  
      "10.20.2.0/24",  
      "10.20.3.0/24"  
    ],  
    "private_subnets": [  
      "10.20.4.0/24",  
      "10.20.5.0/24",  
      "10.20.6.0/24"  
    ]  
  },  
  "region": "us-west-2",  
  "type": "eks",  
  "ami": "ami-09677889326e51ea1",  
  "instance_type": "t2.small",  
  "worker_count": 1,  
  "access_role_arn":  
  "arn:aws:iam::123456789123:role/KubernetesAdmin",  
  "name": "selvi_eks_1",  
  "ssh_keys": [  
    "ssh-ed25519  
AAAAC3NzaC1lZDI1NTE5AAAAIHdSrKkWhwED6awk9sjegF0dgcKnotmyrealkey  
selvik@SELVIK-M-C1DM",  
    "another_dummy"  
  ]  
}  
' https://10.20.30.40/v3/clusters/
```

Response

```
{  
  "id": "094c1544-58e5-46cf-8a3f-94de81f35574",  
  "type": "eks",  
  "name": " selvi_eks_1",
```



```

    "provider": "17d7d949-cf95-4676-80a7-ae3d773dc3b0",
    "region": "us-west-2",
    "status": "CREATING",
    "status_detail": null,
    "access_role_arn":
"arn:aws:iam::123456789123:role\/KubernetesAdmin",
    "kubeconfig": null,
    "vpc_sizing": {
      "subnet": "10.20.0.0\/16",
      "public_subnets": [
        "10.20.1.0\/24",
        "10.20.2.0\/24",
        "10.20.3.0\/24"
      ],
      "private_subnets": [
        "10.20.4.0\/24",
        "10.20.5.0\/24",
        "10.20.6.0\/24"
      ]
    },
    "ami": "ami-09677889326e51ea1",
    "instance_type": "t2.small",
    "ssh_key_name": "",
    "worker_count": 1,
    "vpc_id": null
  }
}

```

Note: The API returns the values immediately, and the status is indicated as *CREATING*.

6.8 Retrieving all clusters

Command

```
curl -k -X GET -H "X-Auth-Token":"$TOKEN"
https://$CCP/v3/clusters
```

Example

```
curl -k -X GET -H "X-Auth-Token":"$TOKEN"
https://10.20.30.40/v3/clusters
```

Response

```

[
  {
    "id": "35de61b9-5175-40d5-bea3-1b058fb22c45",
    "type": "vsphere",
    "name": "demo-cluster",
    "provider": "b54efda6-78c7-4418-9b89-955da6585984",
    "status": "READY",
    "spec": {
      "name": "demo-cluster",
      "type": "vsphere",
      "kubernetes_version": "1.13.5",
      "ip_allocation_method": "ccpnet",
      "master_vip": "",
      "load_balancer_num": 1,
      "subnet_id": "ea042d99-9c69-43f8-ac44-ab0b9c843dcf",
      "ntp_pools": [],
      "ntp_servers": [],
      "root_ca_registries": [],

```

```

"self_signed_registries": {},
"vsphere_infra": {
  "cluster": "HX3",
  "datacenter": "HX3",
  "datastore": "hx3-data",
  "folder": "",
  "guestOS": "",
  "hostSystem": "",
  "networks": [
    "VLAN 1161 - 10.10.100.0 - 22"
  ],
  "resource_pool": ""
},
"master_group": {
  "gpus": [],
  "labels": null,
  "name": "master-group",
  "size": 1,
  "taints": null,
  "template": "ccp-tenant-image-1.16.3-
6.0.0.ova",
  "vcpus": 2,
  "memory_mb": 16384,
  "ssh_key": "ssh-ed25519
AAAAC3NzaC1lZDI1NTE5AAAAINhzxv/Zy/uHF567CqR1o71Z7Wo4Wk/3+H5APXv
1cRM6",
  "ssh_user": "ccpuser",
  "nodes": [
    {
      "name": "demo-cluster-0-master-0",
      "status": "ERROR",
      "phase": "Running",
      "private_ip": "10.10.100.109",
      "public_ip": "10.10.100.109"
    }
  ]
},
"node_groups": [
  {
    "gpus": [],
    "labels": null,
    "name": "node-group",
    "size": 1,
    "taints": null,
    "template": "ccp-tenant-image-1.16.3-
6.0.0.ova",
    "vcpus": 2,
    "memory_mb": 16384,
    "ssh_key": "ssh-ed25519
AAAAC3NzaC1lZDI1NTE5AAAAINhzxv/Zy/uHF567CqR1o71Z7Wo4Wk/3+",
    "ssh_user": "ccpuser",
    "nodes": [
      {
        "name": "demo-cluster-1-node-gr-0",
        "status": "READY",
        "phase": "Running",
        "private_ip": "10.10.100.108",
        "public_ip": "10.10.100.108"
      }
    ]
  }
]

```

```

    },
    ],
    "network_plugin_profile": {
      "details": {
        "typhaReplicas": "1",
        "pod_cidr": "192.168.0.0/16",
        "ssh_user": "ccpuser"
      },
      "name": "calico"
    },
    "kubernetes_config_secret": "demo-cluster-
kubecfg",
    "ingress_as_lb": true,
    "nginx_ingress_class": "",
    "etcd_encrypted": false,
    "skip_management": null,
    "docker_no_proxy": []
  },
  "kubecfg": "...",
  "kubernetes_version": "1.13.5",
  "kubernetes_config_secret": null,
  "ip_allocation_method": "ccpnet",
  "master_vip": "",
  "load_balancer_num": 1,
  "subnet_id": "ea042d99-9c69-43f8-ac44-ab0b9c843dcf",
  "ntp_pools": [],
  "ntp_servers": [],
  "root_ca_registries": [],
  "self_signed_registries": {},
  "insecure_registries": [],
  "docker_http_proxy": "",
  "docker_https_proxy": "",
  "vsphere_infra": {
    "datacenter": "HX3",
    "datastore": "hx3-data",
    "networks": [
      "VLAN 1161 - 10.10.100.0 - 22"
    ],
    "cluster": "HX3",
    "resource_pool": "",
    "folder": ""
  },
  "master_group": {
    "name": "master-group",
    "size": 1,
    "template": "ccp-tenant-image-1.16.3-6.0.0.ova",
    "vcpus": 2,
    "memory_mb": 16384,
    "gpus": [],
    "ssh_user": "ccpuser",
    "ssh_key": "ssh-ed25519
AAAAC3NzaC1lZDI1NTE5AAAAINhzxv/Zy/uHF567CqR1o71Z7Wo4Wk/3+H5APXv
lCRM6"
  },
  "nodes": [
    {
      "name": "demo-cluster-0-master-0",
      "status": "ERROR",
      "phase": "Running",
      "private_ip": "10.10.100.109",
      "public_ip": "10.10.100.109"
    }
  ]
}

```

```

    ]
  },
  "node_groups": [
    {
      "name": "node-group",
      "size": 1,
      "template": "ccp-tenant-image-1.16.3-
6.0.0.ova",
      "vcpus": 2,
      "memory_mb": 16384,
      "gpus": [],
      "ssh_user": "ccpuser",
      "ssh_key": "ssh-ed25519
AAAAC3NzaC1lZDI1NTE5AAAAINhzxv/Zy/uHF567CqR1o71z7Wo4Wk/3+H5APXv
1cRM6",
      "nodes": [
        {
          "name": "demo-cluster-1-node-gr-0",
          "status": "READY",
          "phase": "Running",
          "private_ip": "10.10.100.108",
          "public_ip": "10.10.100.108"
        }
      ]
    }
  ],
  "network_plugin_profile": {
    "details": {
      "typhaReplicas": "1",
      "pod_cidr": "192.168.0.0/16",
      "ssh_user": "ccpuser"
    },
    "name": "calico"
  },
  "ingress_as_lb": true,
  "nginx_ingress_class": "",
  "etcd_encrypted": false,
  "skip_management": false,
  "docker_no_proxy": [],
  "routable_cidr": null,
  "image_prefix": null,
  "aci_profile": null
}
]

```

6.9 Retrieving Specific Clusters

Command

```
curl -k -X GET -H "X-Auth-Token":"$TOKEN"
https://$CCP/v3/clusters/<your_cluster_uuid>/
```

Example

```
curl -k -X GET -H "X-Auth-Token":"$TOKEN"
https://$CCP/v3/clusters/35de61b9-5175-40d5-bea3-1b058fb22c45/
```

Response

```
{
  "id": "35de61b9-5175-40d5-bea3-1b058fb22c45",
  "type": "vsphere",
  "name": "demo-cluster",
  "provider": "b54efda6-78c7-4418-9b89-955da6585984",

```

```

"status": "READY",
"spec": {
  "name": "demo-cluster",
  "type": "vsphere",
  "kubernetes_version": "1.13.5",
  "ip_allocation_method": "ccpnet",
  "master_vip": "",
  "load_balancer_num": 1,
  "subnet_id": "ea042d99-9c69-43f8-ac44-ab0b9c843dcf",
  "ntp_pools": [],
  "ntp_servers": [],
  "root_ca_registries": [],
  "self_signed_registries": {},
  "vsphere_infra": {
    "cluster": "HX3",
    "datacenter": "HX3",
    "datastore": "hx3-data",
    "folder": "",
    "guestOS": "",
    "hostSystem": "",
    "networks": [
      "VLAN 1161 - 10.10.100.0 - 22"
    ],
    "resource_pool": ""
  },
  "master_group": {
    "gpus": [],
    "labels": null,
    "name": "master-group",
    "size": 1,
    "taints": null,
    "template": "ccp-tenant-image-1.16.3-ubuntu18-6.0.0.ova",
    ...
  },
  "kubernetes_version": "1.13.5",
  "kubernetes_config_secret": null,
  "ip_allocation_method": "ccpnet",
  "master_vip": "",
  "load_balancer_num": 1,
  "subnet_id": "ea042d99-9c69-43f8-ac44-ab0b9c843dcf",
  "ntp_pools": [],
  "ntp_servers": [],
  "root_ca_registries": [],
  "self_signed_registries": {},
  "insecure_registries": [],
  "docker_http_proxy": "",
  "docker_https_proxy": "",
  "vsphere_infra": {
    "datacenter": "HX3",
    "datastore": "hx3-data",
    "networks": [
      "VLAN 1161 - 10.10.100.0 - 22"
    ],
    "cluster": "HX3",
    "resource_pool": "",
    "folder": ""
  },
  "master_group": {
    "name": "master-group",
    "size": 1,
    "template": "ccp-tenant-image-1.16.3-ubuntu18-6.0.0.ova",
    "vcpus": 2,

```

```

        "memory_mb": 16384,
        "gpus": [],
        "ssh_user": "ccpuser",
        "ssh_key": "ssh-ed25519
AAAAC3NzaC1lZDI1NTE5AAAAINhzxv/Zy/uHF567CqR1o71Z7Wo4Wk/3+H5APXv1cRM6"
    },
    "nodes": [
        {
            "name": "demo-cluster-0-master-0",
            "status": "ERROR",
            "phase": "Running",
            "private_ip": "10.10.100.109",
            "public_ip": "10.10.100.109"
        }
    ],
    "node_groups": [
        {
            "name": "node-group",
            "size": 1,
            "template": "ccp-tenant-image-1.16.3-ubuntu18-6.0.0.ova",
            "vcpus": 2,
            "memory_mb": 16384,
            "gpus": [],
            "ssh_user": "ccpuser",
            "ssh_key": "ssh-ed25519
AAAAC3NzaC1lZDI1NTE5AAAAINhzxv/Zy/uHF567CqR1o71Z7Wo4Wk/3+H5APXv1cRM6"
        },
        {
            "name": "demo-cluster-1-node-gr-0",
            "status": "READY",
            "phase": "Running",
            "private_ip": "10.10.100.108",
            "public_ip": "10.10.100.108"
        }
    ],
    "network_plugin_profile": {
        "details": {
            "typhaReplicas": "1",
            "pod_cidr": "192.168.0.0/16",
            "ssh_user": "ccpuser"
        },
        "name": "calico"
    },
    "ingress_as_lb": true,
    "nginx_ingress_class": "",
    "etcd_encrypted": false,
    "skip_management": false,
    "docker_no_proxy": [],
    "routable_cidr": null,
    "image_prefix": null,
    "aci_profile": null
}

```

6.10 Deleting clusters

Command

```
curl -k -X DELETE -H "x-auth-token: $TOKEN"  
https://$CCP/v3/clusters/cluster_uuid/
```

Example

```
curl -k -X DELETE -H "x-auth-token: $TOKEN"  
https://$CCP/v3/clusters/35de61b9-5175-40d5-bea3-  
1b058fb22c45/
```

6.11 Creating ACI Profile

```
curl -XPOST -d '{  
  "name": "example-aci-profile5",  
  "apic_username": "username",  
  "apic_password": "password",  
  "aci_tenant": "aci_tenant",  
  "apic_hosts": "apic_hosts",  
  "aci_vmm_domain_name": "aci_vmm_domain_name",  
  "vrf_name": "vrf_name",  
  "l3_outside_policy_name": "l3_outside_policy_name",  
  "l3_outside_network_name": "l3_outside_network_name",  
  "aaep_name": "aaep_name",  
  "nameservers": "nameservers",  
  "aci_infra_vlan_id": 1234,  
  "node_vlan_start": 1,  
  "node_vlan_end": 100,  
  "multicast_range": "10.0.0.0\16",  
  "service_subnet_start": "20.15.1.1\16",  
  "pod_subnet_start": "10.2.0.0\16",  
  "aci_profile_name": "asdf"  
}' -H 'content-type: application/json' https://$CCP/v3/aci-  
profiles/
```

6.12 Creating ACI-enabled vSphere Cluster

```
curl -d '{"type": "vsphere", "provider": "276ed502-1b95-4329-  
859e-12289d37953b", "name": "example-vsphere-cluster",  
"kubernetes_version": "1.12.7",  
"vsphere_infra": {"folder": "yeet", "datacenter": "foo",  
"datastore": "foo", "networks": ["foo"], "cluster": "foo",  
"resource_pool": "ayyy"},  
"master_group": {"name": "foo", "size": 1234},  
"network_plugin_profile": {"details": {"pod_cidr": "10.0.0.0/24"}}  
, "node_groups": [], "ip_allocation_method": "ccpnet"  
, "master_vip": "1.2.3.4", "skip_management": true,  
"docker_no_proxy": ["foo", "bar"],  
"load_balancer_num": 3, "subnet_id": "5c2f63d5-5821-439f-acd5-  
fb8ddd559cac", "aci_profile": "aadb0435-775d-445d-9bac-  
37dfcad1eb89", "routable_cidr": "10.10.123.1/  
24", "image_prefix": "this is not validated yet"}'  
https://$CCP/v3/clusters/
```

6.13 Updating ACI Profile

Command

```
curl -XPATCH -d '{"aaep_name": "new_aaep_name"}'  
https://$CCP/v3/aci-profiles/aadb0435-775d-445d-9bac-  
37dfcad1eb89/
```

Note: The cluster has to be PATCHed to pick up the new ACI details. This is by design.

Example

```
curl -s -XPATCH -d '{} ' https://$CCP/v3/clusters/d7dc05c7-78a6-4ff7-9657-1ac48ee09dcb/
```

6.14 Deleting ACI Profile

Example

```
curl -XDELETE https://10.20.30.40/v3/aci-profiles/aadb0435-775d-445d-9bac-37dfcad1eb89/
```

6.15 Listing Addons

Helm charts can be managed using the addons API. Addons are installed on a tenant cluster. For more information on creating tenant clusters, see [Creating vSphere Tenant Clusters](#).

Command

```
curl -k -X GET -H "X-Auth-Token": "$TOKEN" https://$CCP/v3/clusters/<your_cluster_uuid>/addons/
```

Example

```
export CLUSTER=35de61b9-5175-40d5-bea3-1b058fb22c45
curl -k -X GET -H "X-Auth-Token": "$TOKEN" https://10.20.30.40/v3/clusters/$CLUSTER/addons/
```

Response

```
{
  "count": 2,
  "next": null,
  "previous": null,
  "results": [
    {
      "name": "ccp-monitor",
      "namespace": "default",
      "overrides": "",
      "overrideFiles": [],
      "status": {},
      "url": "/opt/ccp/charts/ccp-monitor.tgz"
    },
    {
      "name": "metrics",
      "namespace": "default",
      "overrides": "",
      "overrideFiles": [],
      "status": {},
      "url": "metrics-server"
    }
  ]
}
```


6.16 Listing Catalog

Built-in addons can be listed using the catalog. The catalog lists the addons that can be installed on a tenant cluster. For more information on creating tenant clusters, see [Creating vSphere Tenant Clusters](#).

Command

```
curl -k -X GET -H "X-Auth-Token":"$TOKEN"
https://$CCP/v3/clusters/<your_cluster_uuid>/catalog/
```

Example

```
export CLUSTER=35de61b9-5175-40d5-bea3-1b058fb22c45
curl -k -X GET -H "X-Auth-Token":"$TOKEN" https://10.20.30.40
/v3/clusters/$CLUSTER/catalog/
```

Response

```
{
  "_ccp-monitor": {
    "displayName": "Monitoring",
    "name": "ccp-monitor",
    "namespace": "ccp",
    "description": "Monitoring",
    "url": "/opt/ccp/charts/ccp-monitor.tgz"
  },
  "_ccp-efk": {
    "displayName": "Logging",
    "name": "ccp-efk",
    "namespace": "ccp",
    "description": "Logging",
    "url": "/opt/ccp/charts/ccp-efk.tgz"
  },
  "_ccp-kubernetes-dashboard": {
    "displayName": "Dashboard",
    "name": "kubernetes-dashboard",
    "namespace": "ccp",
    "description": "Dashboard",
    "url": "/opt/ccp/charts/kubernetes-dashboard.tgz",
    "overrideFiles": [
      "/opt/ccp/charts/kubernetes-dashboard.yaml"
    ]
  }
}
```

6.17 Adding Addons

Addons listed in the catalog can be installed on a tenant cluster. For more information on creating tenant clusters, see [Creating vSphere Tenant Clusters](#).

Command

```
curl -k -v -H "Content-Type:application/json" -H "X-Auth-Token:$TOKEN"
https://$CCP/v3/clusters/$CLUSTER/addons/ -d '{"name":"addon_name", "url": "addn_url"}
```

For built-in add-ons, the response for an addon for the /catalog listing can be used as payload for the addon creation. The payload from the catalog also includes the namespace into which the addons are installed.

Example

```
curl -k -H "Content-Type:application/json" -X POST -H "X-Auth-Token":"$TOKEN" https://$CCP/v3/clusters/$CLUSTER/addons/ -d
'{"name": "ccp-monitor",
```



```
"overrides": "prometheus:\n  server:\n    persistentVolume:\n      size: 16Gi\n      extraArgs:\n        storage.tsdb.size: 8Gi\n        storage.tsdb.retention.size: 2Gi\n    }'
```

6.19 Deleting Addons

Command

```
curl -k -v -X DELETE -H "X-Auth-Token:$TOKEN"  
https://$CCP/v3/clusters/$CLUSTER/addons/<addon-name>/
```

Example

```
curl -k -X DELETE -H "Content-Type:application/json" -H "X-Auth-Token:$TOKEN"  
https://$CCP/v3/clusters/$CLUSTER/addons/metrics/
```

Response

None

6.20 Adding Node Pools

Procedure

1. Log in to the Cisco Container Platform API on the control plane using the `v3/login` endpoint and get an authentication token.
For more information, see [Logging in to Cisco Container Platform](#).
2. Get the UUID of the cluster to which you want to add the node pool.
3. Create a `request.json` file with the following code:

```
{  
  "name": "foo-node-pool",  
  "size": 5,  
  "vcpus": 2,  
  "memory_mb": 16384,  
  "gpus": [],  
  "kubernetes_version": "1.16.3",  
  "template": "ccp-tenant-image-1.16.3-ubuntu18-6.0.0.ova"  
}
```

4. Make a request to the API to create the node pool and include the authentication token header.

Command

```
curl -H "content-type: application/json" --data  
@request.json https://$CCP/v3/clusters/<CLUSTER-UUID>/node-groups/
```

Example

```
curl -H "content-type: application/json" --data  
@request.json  
https://$CCP/v3/clusters/2b011bdb-ceb7-486d-be02-c5bee1a42a95/node-groups/
```

Response

```
{  
  "name": "foo-node-pool",  
  "size": 5,  
  "vcpus": 2,  
  "memory_mb": 16384,  
}
```

```
    "gpus": [],
    "nodes": [],
    "kubernetes_version": "1.16.3"
  }
}
```

6.21 Getting List of Node Pools

Procedure

1. Log in to the Cisco Container Platform API on the control plane using the `v3/login` endpoint and get an authentication token.
For more information, see Logging in to Cisco Container Platform.
2. Get the UUID of the cluster that contains the node pools.
3. Get the list of node pools in the cluster.
`/v3/<CLUSTER-UUID>/node-groups/` endpoint
4. Make a request to the API to list node pools in a cluster.

Command

```
curl https://$CCP/v3/clusters/<CLUSTER-UUID>/node-groups/
```

Example

```
curl https://$CCP/v3/clusters/2b011bdb-ceb7-486d-be02-c5be1a42a95/node-groups/
```

Response

```
{
  "count": 1,
  "next": null,
  "previous": null,
  "results": [
    {
      "name": "foo-node-pool",
      "size": 5,
      "vcpus": 2,
      "memory_mb": 16384,
      "gpus": [],
      "nodes": [],
      "kubernetes_version": "1.16.3"
    }
  ]
}
```

6.22 Modifying Node Pools

Procedure

1. Log in to the Cisco Container Platform API on the control plane using the `v3/login` endpoint and get an authentication token.
For more information, see Logging in to Cisco Container Platform.
2. Get the UUID of the cluster that contains the node pool that you want to modify.
3. Get the list of node pools in the cluster.
`/v3/<CLUSTER-UUID>/node-groups/` endpoint

4. Note down the name of node pool that you want to modify.
5. Create a request.json file with the necessary modifications.

Example

```
{
  "name": "foo-node-pool",
  "size": <NEW-SIZE>,
  "vcpus": 2,
  "memory_mb": 16384,
  "gpus": [],
  "kubernetes_version": "1.16.3",
  "template": "ccp-tenant-image-1.16.3-ubuntu18-
6.0.0.ova"
}
```

Note: You cannot modify the name of the node pool. Modifications to the `kubernetes_version` and `template` fields will trigger an upgrade to the node pool. Modifications to `vcpus`, `memory_mb` and `gpus` fields will not change the current node configurations in the node pool and will only take effect when the node pool is either upgraded or scaled.

6. Make a PATCH request to the API to modify the node pool that has the authentication token header.

Command

```
curl -XPATCH -H "content-type: application/json" --data
@request.json https://$CCP/v3/clusters/<CLUSTER-
UUID>/node-pools/<NAME>
```

Example

```
Curl -XPATCH -H "content-type: application/json"
--data @request.json
https://$CCP/v3/clusters/2b011bdb-ceb7-486d-be02-
c5bee1a42a95/node-groups/foo-node-pool
```

Response

```
{
  "name": "foo-node-pool",
  "size": 10,
  "vcpus": 2,
  "memory_mb": 16384,
  "gpus": [],
  "nodes": [],
  "kubernetes_version": "1.16.3"
}
```

6.23 Deleting Node Pools

1. Log in to the Cisco Container Platform API on the control plane using the `v3/login` endpoint and get an authentication token.
For more information, see [Logging in to Cisco Container Platform](#).
2. Get the UUID of the cluster that contains the node pool that you want to modify.
3. Get the list of node pools in the cluster.
`/v3/<CLUSTER-UUID>/node-groups/ endpoint`
4. Note down the name of node pool that you want to delete.

5. Make a DELETE request to the API to delete the node pool that has the authentication token header.

Command

```
curl -XDELETE https://$CCP/v3/clusters/<CLUSTER-UUID>/node-groups/<NAME>
```

Example

```
Curl -XDELETE https://$CCP/v3/clusters/2b011bdb-ceb7-486d-be02-c5bee1a42a95/node-groups/foo-node-pool
```

Response

None

7 Cisco Container Platform API Reference



/static/openapi.yml

Explore

CCP v3 API 6.0.0 OAS3

/static/openapi.yml

This is the v3 API as of the CCP 6.0.0 release.

Servers

https://ccp-api/v3

Authorize



ACI Profiles



GET /aci-profiles/ List all ACI Profiles



POST /aci-profiles/ Create an ACI Profile



Parameters

Try it out

No parameters

Request body

application/json

Create ACI Profile properties

Example Value **Schema**


```
AciProfile {  
  control_plane_contract_name* string  
  nameservers* [...]  
  node_vlan_start integer  
    minimum: 1  
    maximum: 4094  
  node_vlan_end integer  
    minimum: 1  
    maximum: 4094  
  multicast_range string  
  service_subnet_start string  
  pod_subnet_start string  
  name* string  
  apic_hosts* string  
  apic_username* string  
  apic_password* string  
  aci_vmm_domain_name* string  
  aci_infra_vlan_id* integer  
    minimum: 1  
    maximum: 4094  
  vrf_name* string  
  l3_outside_policy_name* string  
  l3_outside_network_name* string  
  aaep_name* string  
  aci_tenant* string  
}
```

Responses

Code	Description	Links
------	-------------	-------

Code	Description	Links
201	<p>ACI Profile creation response</p> <p>Media type <div style="border: 1px solid green; padding: 2px; display: inline-block;">application/json</div></p> <p>Controls Accept header.</p> <p>Example Value Schema</p> <pre> AciProfile { control_plane_contract_name* string nameservers* [...] node_vlan_start integer minimum: 1 maximum: 4094 node_vlan_end integer minimum: 1 maximum: 4094 multicast_range string service_subnet_start string pod_subnet_start string name* string apic_hosts* string apic_username* string apic_password* string aci_vmm_domain_name* string aci_infra_vlan_id* integer minimum: 1 maximum: 4094 vrf_name* string l3_outside_policy_name* string l3_outside_network_name* string aaep_name* string aci_tenant* string } </pre>	No links
400	<p>Bad request</p> <p>Media type <div style="border: 1px solid black; padding: 2px; display: inline-block;">application/json</div></p> <p>Example Value Schema</p> <pre> { } </pre>	No links

GET /aci-profiles/{aciProfileId}/ Info for a specific ACI Profile 🔒

Parameters Try it out

Name	Description
aciProfileId * required string (path)	The id of the ACI Profile to retrieve

aciProfileId - The id of the ACI Profile to retrie

Responses

Code	Description	Links
200	<p>ACI Profile response</p> <p>Media type</p> <div style="border: 1px solid green; padding: 2px; display: inline-block;">application/json</div> <p>Controls Accept header.</p> <p>Example Value Schema</p> <pre> AciProfile { control_plane_contract_name* string nameservers* [...] node_vlan_start integer minimum: 1 maximum: 4094 node_vlan_end integer minimum: 1 maximum: 4094 multicast_range string service_subnet_start string pod_subnet_start string name* string apic_hosts* string apic_username* string apic_password* string aci_vmm_domain_name* string aci_infra_vlan_id* integer minimum: 1 maximum: 4094 vrf_name* string l3_outside_policy_name* string l3_outside_network_name* string aaep_name* string aci_tenant* string } </pre>	No links
404	Resource not found	No links

PATCH /aci-profiles/{aciProfileId}/ Update a specific ACI Profile



Parameters

Try it out

Name	Description
aciProfileId * required string (path)	The id of the ACI Profile to update <div style="border: 1px solid gray; padding: 5px; display: inline-block;">aciProfileId - The id of the ACI Profile to upda</div>

Request body

application/json

Update ACI Profile properties

Example Value **Schema**

```
AciProfile {
  control_plane_contract_name* string
  nameservers*
  node_vlan_start integer
  node_vlan_end integer
  multicast_range string
  service_subnet_start string
  pod_subnet_start string
  name* string
  apic_hosts* string
  apic_username* string
  apic_password* string
  aci_vmm_domain_name* string
  aci_infra_vlan_id* integer
  vrf_name* string
  l3_outside_policy_name* string
  l3_outside_network_name* string
  aaep_name* string
  aci_tenant* string
}
```

Responses

Code	Description	Links
------	-------------	-------

Code	Description	Links
200	<p>ACI Profile response</p> <p>Media type <div style="border: 1px solid green; padding: 2px; display: inline-block;">application/json</div> <small>Controls Accept header.</small></p> <p>Example Value Schema</p> <pre> AciProfile { control_plane_contract_name* string nameservers* [...] node_vlan_start integer minimum: 1 maximum: 4094 node_vlan_end integer minimum: 1 maximum: 4094 multicast_range string service_subnet_start string pod_subnet_start string name* string apic_hosts* string apic_username* string apic_password* string aci_vmm_domain_name* string aci_infra_vlan_id* integer minimum: 1 maximum: 4094 vrf_name* string l3_outside_policy_name* string l3_outside_network_name* string aaep_name* string aci_tenant* string } </pre>	No links
400	<p>Bad request</p> <p>Media type <div style="border: 1px solid black; padding: 2px; display: inline-block;">application/json</div></p> <p>Example Value Schema</p> <pre> { } </pre>	No links
404	<p>Resource not found</p>	No links

DELETE /aci-profiles/{aciProfileId}/ Delete a specific ACI Profile 🔒

Parameters Try it out

Name	Description

Name	Description
------	-------------

aciProfileId * required
string
(path) The id of the ACI Profile to delete

aciProfileId - The id of the ACI Profile to delete

Responses

Code	Description	Links
204	No response body	No links
404	Resource not found	No links

Addons



GET /clusters/{clusterId}/addons/ List all addons for the cluster



Parameters

Try it out

Name	Description
------	-------------

clusterId * required
string
(path) The id of the cluster

clusterId - The id of the cluster

Responses

Code	Description	Links
------	-------------	-------

Code	Description	Links
200	<p>An array of cluster addons</p> <p>Media type</p> <div style="border: 1px solid green; padding: 2px; display: inline-block;">application/json</div> <p>Controls Accept header.</p> <p>Example Value Schema</p> <pre>[{ name* string namespace string default: default overrides string overrideFiles [...] status {...} url {...} string }]</pre>	No links

POST /clusters/{clusterId}/addons/ Create a cluster addon 🔒

[Try it out](#)

Name	Description
clusterId * required string <i>(path)</i>	The id of the cluster <div style="border: 1px solid gray; padding: 5px; width: fit-content; margin: 5px auto;">clusterId - The id of the cluster</div>

Request body application/json

Create cluster addon properties

Example Value Schema

```
Addon {
  name*      string
  namespace  string
               default: default
  overrides  string
  overrideFiles [...]
  status     {...}
  url        {...}
            string
}
```

Responses

Code	Description	Links
201	Cluster addon creation response	No links
	<p>Media type</p> <div style="border: 1px solid green; padding: 2px; display: inline-block;">application/json</div> <p>Controls Accept header.</p> <p>Example Value Schema</p> <pre> Addon { name* string namespace string default: default overrides string overrideFiles [...] status {...} url string } </pre>	
400	Bad request	No links
	<p>Media type</p> <div style="border: 1px solid black; padding: 2px; display: inline-block;">application/json</div> <p>Example Value Schema</p> <pre> { } </pre>	

GET /clusters/{clusterId}/addons/{addonId}/ Info for a specific cluster addon 🔒

Parameters Try it out

Name	Description
clusterId * required string (path)	The id of the cluster <div style="border: 1px solid gray; padding: 5px; width: fit-content;">clusterId - The id of the cluster</div>
addonId * required string (path)	The id of the addon <div style="border: 1px solid gray; padding: 5px; width: fit-content;">addonId - The id of the addon</div>

Responses

Code	Description	Links
200	Cluster addon response	No links
	<p>Media type</p> <div style="border: 1px solid green; padding: 2px; display: inline-block;">application/json</div> <p>Controls Accept header.</p> <p>Example Value Schema</p> <pre> Addon { name* string namespace string default: default overrides string overrideFiles [...] status {...} url string } </pre>	
404	Resource not found	No links

PATCH /clusters/{clusterId}/addons/{addonId}/ Update a specific cluster addon

Parameters Try it out

Name	Description
clusterId * required string (path)	The id of the cluster <div style="border: 1px solid #ccc; padding: 5px; width: 80%; margin-left: 20px;">clusterId - The id of the cluster</div>
addonId * required string (path)	The id of the addon <div style="border: 1px solid #ccc; padding: 5px; width: 80%; margin-left: 20px;">addonId - The id of the addon</div>

Request body application/json

Update cluster addon properties

Example Value Schema

```

Addon {
  name*           string
  namespace       string
                  default: default
  overrides       string
  overrideFiles  [...]
  status          {...}
  url             string
}

```

Responses

Code	Description	Links
200	Cluster addon response	No links

Media type

application/json

Controls Accept header.


Example Value Schema

```

AciProfile {
  control_plane_contract_name* string
  nameservers*                 [...]
  node_vlan_start              integer
                                minimum: 1
                                maximum: 4094
  node_vlan_end                integer
                                minimum: 1
                                maximum: 4094
  multicast_range              string
  service_subnet_start        string
  pod_subnet_start            string
  name*                        string
  apic_hosts*                  string
  apic_username*               string
  apic_password*               string
  aci_vmm_domain_name*         string
  aci_infra_vlan_id*           integer
                                minimum: 1
                                maximum: 4094
  vrf_name*                    string
  l3_outside_policy_name*      string
  l3_outside_network_name*     string
  aaep_name*                   string
  aci_tenant*                  string
}

```

Code	Description	Links
400	Bad request	No links
	Media type <input type="text" value="application/json"/>	
	Example Value Schema <pre>{ }</pre>	
404	Resource not found	No links

DELETE /clusters/{clusterId}/addons/{addonId}/ Delete a specific cluster addon 


Parameters

Name	Description
clusterId * required string (path)	The id of the cluster <input type="text" value="clusterId - The id of the cluster"/>
addonId * required string (path)	The id of the addon <input type="text" value="addonId - The id of the addon"/>

Responses

Code	Description	Links
204	No response body	No links
404	Resource not found	No links

Clusters

GET /clusters/ List all clusters 

Try it out

Parameters

No parameters

Responses

Code	Description	Links
------	-------------	-------

200	An array of Clusters	No links
-----	----------------------	----------

Media type

application/json

Controls Accept header.

Example Value Schema

Clusters [{...}]

POST /clusters/ Create a cluster



Try it out

Parameters

No parameters

Request body

application/json

Create cluster properties

Example Value Schema

```

BaseCluster {
  name*      string
  provider*  string
  type*      string
}

```

Responses

Code	Description	Links
------	-------------	-------

Code	Description	Links								
202	Cluster creation response	No links								
	Media type <div style="border: 1px solid green; padding: 2px; display: inline-block;">application/json</div> <small>Controls Accept header.</small> Example Value Schema Clusters [{ anyOf -> <table style="margin-left: 20px;"> <tr><td>AKSCluster</td><td>{...}</td></tr> <tr><td>EKSCluster</td><td>{...}</td></tr> <tr><td>OpenstackCluster</td><td>{...}</td></tr> <tr><td>VsphereCluster</td><td>{...}</td></tr> </table> }] 	AKSCluster	{...}	EKSCluster	{...}	OpenstackCluster	{...}	VsphereCluster	{...}	
AKSCluster	{...}									
EKSCluster	{...}									
OpenstackCluster	{...}									
VsphereCluster	{...}									
400	Bad request	No links								
	Media type <div style="border: 1px solid black; padding: 2px; display: inline-block;">application/json</div> Example Value Schema { } }									

GET /clusters/{clusterId}/ Info for a specific cluster 🔒

Try it out

Parameters

Name	Description
clusterId * required <small>string (path)</small>	The id of the cluster to retrieve <div style="border: 1px solid #ccc; padding: 5px; margin-top: 5px; display: inline-block;">clusterId - The id of the cluster to retrieve</div>

Responses

Code	Description	Links

Code	Description	Links
200	Returns one of our Cluster types	No links
	Media type <div style="border: 1px solid green; padding: 2px; display: inline-block;">application/json</div> Controls Accept header. Example Value Schema	
	<pre> { oneOf -> AKSCluster {...} EKSCluster {...} OpenstackCluster {...} VsphereCluster {...} } </pre>	
404	Resource not found	No links

PATCH /clusters/{clusterId}/ Update a specific cluster 🔒

Try it out

Name	Description
clusterId * required string (path)	The id of the cluster to update <div style="border: 1px solid #ccc; padding: 5px; display: inline-block;">clusterId - The id of the cluster to update</div>

Request body application/json

Update cluster properties

Example Value Schema

```

BaseCluster  {
  name*      string
  provider*  string
  type*      string
}
    
```

Responses

Code	Description	Links
------	-------------	-------

Code	Description	Links
200	Returns one of our Cluster types	No links
	Media type <div style="border: 1px solid green; padding: 2px; display: inline-block;">application/json</div> Controls Accept header. Example Value Schema	
	<pre> { oneOf -> AKSCluster {...} EKSCluster {...} OpenstackCluster {...} VsphereCluster {...} } </pre>	
400	Bad request	No links
	Media type <div style="border: 1px solid black; padding: 2px; display: inline-block;">application/json</div> Example Value Schema	
	<pre> { } </pre>	
404	Resource not found	No links

DELETE /clusters/{clusterId}/ Delete a specific cluster 🔒


Parameters Try it out

Name	Description
clusterId * required string (path)	The id of the cluster to delete
	<div style="border: 1px solid gray; padding: 5px; display: inline-block;">clusterId - The id of the cluster to delete</div>

Responses

Code	Description	Links
------	-------------	-------

Code	Description	Links
204	No response body	No links
404	Resource not found	No links

GET /clusters/{clusterId}/addons/ List all addons for the cluster 

Parameters Try it out

Name	Description
clusterId * required string (path)	The id of the cluster

clusterId - The id of the cluster

Responses

Code	Description	Links
200	An array of cluster addons	No links


Media type

application/json

Controls Accept header.

Example Value Schema

[Addon {...}]

POST /clusters/{clusterId}/addons/ Create a cluster addon 

Parameters Try it out

Name	Description
clusterId * required string (path)	The id of the cluster

clusterId - The id of the cluster

application/json

Request body

Create cluster addon properties

Example Value Schema

```

Addon {
  name*      string
  namespace  string
             default: default
  overrides  string
  overrideFiles  [...]
  status     {...}
  url        string
}

```

Responses

Code	Description	Links
------	-------------	-------

201	Cluster addon creation response	No links
-----	---------------------------------	----------

Media type

application/json

Controls Accept header.

Example Value Schema

```

Addon {
  name*      string
  namespace  string
             default: default
  overrides  string
  overrideFiles  [...]
  status     {...}
  url        string
}

```

400	Bad request	No links
-----	-------------	----------

Media type

application/json

Example Value Schema

```

{
}

```

GET /clusters/{clusterId}/addons/{addonId}/ Info for a specific cluster addon



Try it out

Parameters

Name Description

clusterId * required

string The id of the cluster
(path)

clusterId - The id of the cluster

addonId * required

string The id of the addon
(path)

addonId - The id of the addon

Responses

Code Description Links

200 Cluster addon response No links

Media type

application/json

Controls Accept header.

Example Value Schema

```
Addon {
  name* string
  namespace string
  overrides default: default
  overrideFiles string
  status [...]
  url {...}
}
```

404 Resource not found No links

PATCH /clusters/{clusterId}/addons/{addonId}/ Update a specific cluster addon



Try it out

Parameters

Name Description

Name	Description
------	-------------

clusterId * required

string
(path) The id of the cluster

clusterId - The id of the cluster

addonId * required

string
(path) The id of the addon

addonId - The id of the addon

Request body

application/json

Update cluster addon properties

Example Value Schema

```


Addon {
  name*      string
  namespace string
  overrides  string
  overrideFiles [...]
  status     {...}
  url        {...}
}

```

Responses

Code	Description	Links
------	-------------	-------

Code	Description	Links
200	<p>Cluster addon response</p> <p>Media type <input type="text" value="application/json"/></p> <p>Controls Accept header.</p> <p>Example Value Schema</p> <pre> AciProfile { control_plane_contract_name* string nameservers* [...] node_vlan_start integer minimum: 1 maximum: 4094 node_vlan_end integer minimum: 1 maximum: 4094 multicast_range string service_subnet_start string pod_subnet_start string name* string apic_hosts* string apic_username* string apic_password* string aci_vmm_domain_name* string aci_infra_vlan_id* integer minimum: 1 maximum: 4094 vrf_name* string l3_outside_policy_name* string l3_outside_network_name* string aaep_name* string aci_tenant* string } </pre>	No links
400	<p>Bad request</p> <p>Media type <input type="text" value="application/json"/></p> <p>Example Value Schema</p> <pre> { } </pre>	No links
404	<p>Resource not found</p>	No links

DELETE /clusters/{clusterId}/addons/{addonId}/ Delete a specific cluster addon 

Parameters

Name	Description

Name	Description
------	-------------

clusterId * requiredstring
(path)

The id of the cluster

addonId * requiredstring
(path)

The id of the addon

Responses

Code	Description	Links
204	No response body	No links
404	Resource not found	No links

GET

/clusters/{clusterId}/node-groups/ List all cluster node groups

**Parameters**

Try it out

Name	Description
------	-------------

clusterId * requiredstring
(path)

The id of the cluster

Responses

Code	Description	Links
------	-------------	-------

Code	Description	Links
------	-------------	-------

200	An array of cluster node groups	No links
-----	---------------------------------	----------

Media type

application/json

Controls Accept header.

Example Value Schema

```
[NodeGroup {
  name*      string
  size*      integer
              minimum: 1
  template   string
  vcpus      integer
              default: 2
  memory_mb  integer
              default: 16384
  gpus       [...]
  ssh_user   string
              default:
  ssh_key    string
              default:
  nodes      [...]
  kubernetes_version* string
}]
```

POST /clusters/{clusterId}/node-groups/ Create a cluster node group



Parameters

Try it out

Name	Description
------	-------------

clusterId * required
 string
 (path)
 The id of the cluster

clusterId - The id of the cluster

Request body

application/json

Create cluster node group properties

Example Value Schema

```

NodeGroup {
  name*      string
  size*      integer
             minimum: 1
  template   string
  vcpus      integer
             default: 2
  memory_mb  integer
             default: 16384
  gpus       [...]
  ssh_user   string
             default:
  ssh_key    string
             default:
  nodes      [...]
  kubernetes_version* string
}

```

Responses

Code	Description	Links
201	Cluster node group creation response	No links

Media type

application/json

Controls Accept header.

Example Value Schema

```

NodeGroup {
  name*      string
  size*      integer
             minimum: 1
  template   string
  vcpus      integer
             default: 2
  memory_mb  integer
             default: 16384
  gpus       [...]
  ssh_user   string
             default:
  ssh_key    string
             default:
  nodes      [...]
  kubernetes_version* string
}

```

400	Bad request	No links
-----	-------------	----------

Media type

application/json

Example Value Schema

```

{
}

```

GET /clusters/{clusterId}/node-groups/{nodeGroupId}/ Info for a specific cluster node groups



Parameters

Try it out

Name	Description
clusterId * required string (path)	The id of the cluster
nodeGroupId * required string (path)	The id of the node group

clusterId - The id of the cluster

nodeGroupId - The id of the node group

Responses

Code	Description	Links
200	Cluster node group response	No links

Media type

application/json

Controls Accept header.

Example Value Schema

```

NodeGroup {
  name*      string
  size*      integer
             minimum: 1
  template  string
  vcpus     integer
             default: 2
  memory_mb integer
             default: 16384
  gpus      [...]
  ssh_user  string
             default:
  ssh_key   string
             default:
  nodes     [...]
  kubernetes_version* string
}

```

404	Resource not found	No links
-----	--------------------	----------

PATCH /clusters/{clusterId}/node-groups/{nodeGroupId}/ Update a specific cluster node group



Parameters

Try it out

Name	Description
------	-------------

clusterId * requiredstring
(path)

The id of the cluster

clusterId - The id of the cluster

nodeGroupId * requiredstring
(path)

The id of the node group

nodeGroupId - The id of the node group

Request body

application/json

Update cluster node group properties

Example Value Schema

```

NodeGroup {
  name*      string
  size*      integer
             minimum: 1
  template  string
  vcpus     integer
             default: 2
  memory_mb integer
             default: 16384
  gpus      [...]
  ssh_user  string
             default:
  ssh_key   string
             default:
  nodes     [...]
  kubernetes_version* string
}

```

Responses

Code	Description	Links
------	-------------	-------

Code	Description	Links
200	<p>Cluster node group response</p> <p>Media type <div style="border: 1px solid green; padding: 2px; display: inline-block;">application/json</div> <small>Controls Accept header.</small></p> <p>Example Value Schema</p> <pre> NodeGroup { name* string size* integer minimum: 1 template string vcpus integer default: 2 memory_mb integer default: 16384 gpus [...] ssh_user string default: ssh_key string default: nodes [...] kubernetes_version* string } </pre>	No links
400	<p>Bad request</p> <p>Media type <div style="border: 1px solid black; padding: 2px; display: inline-block;">application/json</div></p> <p>Example Value Schema</p> <pre> { } </pre>	No links
404	<p>Resource not found</p>	No links

DELETE /clusters/{clusterId}/node-groups/{nodeGroupId}/ Delete a specific cluster node group

Parameters Try it out

Name	Description
clusterId * required string (path)	The id of the cluster <div style="border: 1px solid gray; padding: 5px; width: fit-content; margin-left: 20px;">clusterId - The id of the cluster</div>

Name	Description
nodeGroupId * required string (path)	The id of the node group

nodeGroupId - The id of the node group

Responses

Code	Description	Links
204	No response body	No links
404	Resource not found	No links

GET /clusters/{clusterId}/catalog/ Get the catalog for a specific cluster



Parameters

Try it out

Name	Description
clusterId * required string (path)	The id of the cluster

clusterId - The id of the cluster

Responses

Code	Description	Links
200	Successful catalog retrieval	No links

Media type

application/json

Controls Accept header.


Example Value Schema

```
{
}
```

Code	Description	Links
404	Resource not found	No links

LDAP



GET /ldap/groups/ List all LDAP Groups 

Parameters Try it out

No parameters

Responses

Code	Description	Links
200	An array of LDAP Groups	No links

Media type

application/json


Controls Accept header.

Example Value **Schema**

```

[
  {
    "ldap_dn": "cn=group1,dc=example,dc=com",
    "role": "admin",
    "clusters": [
      {
        "name": "cluster1",
        "readOnly": true
      }
    ],
    "all_clusters_auth": true
  }
]

```

POST /ldap/groups/ Create an LDAP Group 

Parameters Try it out

No parameters

Request body application/json

Create LDAP Group properties

Example Value **Schema**

```

LdapGroup {
  all_clusters_auth  boolean
                    readOnly: true

  clusters*          {...}

  ldap_dn*           string
  role*              string
}

```

Responses

Code	Description	Links
201	LDAP Group creation response	No links
	Media type application/json Controls Accept header. Example Value Schema	
	<pre> LdapGroup { all_clusters_auth boolean readOnly: true clusters* {...} ldap_dn* string role* string } </pre>	
400	Bad request	No links
	Media type application/json Example Value Schema	
	<pre> { } </pre>	

GET /ldap/groups/{ldapGroupId}/ Info for a specific LDAP Group



Parameters

Try it out

Name	Description
ldapGroupId * required string (path)	The id of the LDAP Group to retrieve
	<input type="text" value="ldapGroupId - The id of the LDAP Group to retrieve"/>

Responses

Code	Description	Links
200	<p>LDAP Group response</p> <p>Media type <div style="border: 1px solid green; padding: 2px;">application/json</div> Controls Accept header.</p> <p>Example Value Schema</p> <pre> LdapGroup { all_clusters_auth boolean readOnly: true clusters* {...} ldap_dn* string role* string } </pre>	No links
404	Resource not found	No links

PATCH /ldap/groups/{ldapGroupId}/ Update a specific LDAP Group



Parameters

Try it out

Name	Description
------	-------------

ldapGroupId * required
 string
 (path)
 The id of the LDAP Group to update

ldapGroupId - The id of the LDAP Group to u

Request body

application/json

Update LDAP Group properties

Example Value **Schema**

```

LdapGroup {
  all_clusters_auth  boolean
                    readOnly: true
  clusters*          {...}
  ldap_dn*           string
  role*              string
}
  
```

Responses

Code	Description	Links
200	<p>LDAP Group response</p> <p>Media type application/json <small>Controls Accept header.</small></p> <p>Example Value Schema</p> <pre> LdapGroup { all_clusters_auth boolean readOnly: true clusters* {...} ldap_dn* string role* string } </pre>	No links
400	<p>Bad request</p> <p>Media type application/json</p> <p>Example Value Schema</p> <pre> { } </pre>	No links
404	<p>Resource not found</p>	No links

DELETE /ldap/groups/{ldapGroupId}/ Delete a specific LDAP Group

Parameters


Try it out

Name	Description
ldapGroupId * required string (path)	The id of the LDAP Group to delete

ldapGroupId - The id of the LDAP Group to d

Responses

Code	Description	Links
204	No response body	No links
404	Resource not found	No links


GET /ldap/setup/ Current LDAP setup 

Parameters Try it out

No parameters

Responses

Code	Description	Links
200	LDAP setup response	No links
	<p>Media type</p> <div style="border: 2px solid green; padding: 2px; display: inline-block;">application/json</div> <p>Controls Accept header.</p> <p>Example Value Schema</p> <pre> LdapSetup { server* string port* string base_dn* string service_account_dn* string service_account_password* string start_tls* boolean insecure_skip_verify* boolean validate_before_save boolean } </pre>	
404	Resource not found	No links

PUT /ldap/setup/ Update the LDAP setup 

Parameters Try it out

No parameters

Request body application/json

Update LDAP setup properties

Example Value **Schema**

```

LdapSetup {
  server*           string
  port*            string
  base_dn*         string
  service_account_dn* string
  service_account_password* string
  start_tls*       boolean
  insecure_skip_verify* boolean
  validate_before_save boolean
}

```

Responses

Code	Description	Links
------	-------------	-------

200	LDAP setup response	No links
-----	---------------------	----------

Media type

application/json

Controls Accept header.

Example Value **Schema**

```

LdapSetup {
  server*           string
  port*            string
  base_dn*         string
  service_account_dn* string
  service_account_password* string
  start_tls*       boolean
  insecure_skip_verify* boolean
  validate_before_save boolean
}

```

400	Bad request	No links
-----	-------------	----------

Media type

application/json

Example Value **Schema**

```

{
}

```

Local Users



GET /local-users/ List all Local Users



Parameters

Try it out

No parameters

Responses

Code	Description	Links
200	An array of Local Users	No links

Media type

application/json

Controls **Accept** header.

Example Value **Schema**

```
[LocalUser {
  username*      string
  first_name     string
  last_name      string
  role*          string
  disable*       boolean
  password*      string
}]
```

POST /local-users/ Create a Local User



Parameters

Try it out

No parameters

Request body

application/json

Create Local User properties

Example Value **Schema**

```
LocalUser {
  username*      string
  first_name     string
  last_name      string
  role*          string
  disable*       boolean
  password*      string
}
```

Responses

Code	Description	Links
------	-------------	-------

Code	Description	Links
201	Local User creation response	No links
	Media type <div style="border: 1px solid green; padding: 2px; display: inline-block;">application/json</div> Controls Accept header. Example Value Schema	
	<pre> LocalUser { username* string first_name string last_name string role* string disable* boolean password* string } </pre>	
400	Bad request	No links
	Media type <div style="border: 1px solid black; padding: 2px; display: inline-block;">application/json</div> Example Value Schema	
	<pre> { } </pre>	

GET /local-users/{localUserId}/ Info for a specific Local User 🔒

Parameters Try it out

Name	Description
localUserId * required string (path)	The id of the Local User to retrieve <div style="border: 1px solid #ccc; padding: 5px; display: inline-block;">localUserId - The id of the Local User to retric</div>

Responses

Code	Description	Links

Code	Description	Links
200	Local User response	No links
	Media type <div style="border: 1px solid green; padding: 2px; display: inline-block;">application/json</div> Controls Accept header. Example Value Schema	
	<pre> LocalUser { username* string first_name string last_name string role* string disable* boolean password* string } </pre>	
404	Resource not found	No links

PATCH /local-users/{localUserId}/ Update a specific Local User 🔒

Parameters Try it out

Name	Description
localUserId * required string (path)	The id of the Local User to update <div style="border: 1px solid #ccc; padding: 5px; display: inline-block;">localUserId - The id of the Local User to upda</div>

Request body application/json

Update Local User properties


Example Value Schema

```

LocalUser {
  username*      string
  first_name     string
  last_name      string
  role*          string
  disable*       boolean
  password*      string
}
          
```

Responses

Code	Description	Links
200	Local User response Media type application/json Controls Accept header. Example Value Schema LocalUser { username* string first_name string last_name string role* string disable* boolean password* string }	No links
400	Bad request Media type application/json Example Value Schema { }	No links
404	Resource not found	No links

DELETE /local-users/{localUserId}/ Delete a specific Local User 


Parameters Try it out

Name	Description
localUserId * required string (path)	The id of the Local User to delete localUserId - The id of the Local User to delete

Responses

Code	Description	Links
------	-------------	-------

Code	Description	Links
204	No response body	No links
404	Resource not found	No links

PATCH /local-users/{localUserId}/password/ Update a specific Local User password 

Parameters Try it out

Name	Description
localUserId * required string (path)	The id of the Local User to update

localUserId - The id of the Local User to update

Request body application/json

Update Local User password properties

Example Value Schema

```

{
  password      string
}

```

Responses

Code	Description	Links
200	Local User response	No links

Media type application/json

Controls Accept header.

Example Value Schema

```

{
  message      string
}

```

Code	Description	Links
400	Bad request	No links
	Media type	
	<input type="text" value="application/json"/>	
	Example Value Schema	
	<pre>{ }</pre>	
404	Resource not found	No links

Node Groups



GET /clusters/{clusterId}/node-groups/ List all cluster node groups

Parameters

Name	Description
clusterId * required string (path)	The id of the cluster

Responses

Code	Description	Links
------	-------------	-------

Code	Description	Links
------	-------------	-------

200	An array of cluster node groups	No links
-----	---------------------------------	----------

Media type

application/json

Controls Accept header.

Example Value Schema

```

[NodeGroup {
  name*      string
  size*      integer
              minimum: 1
  template   string
  vcpus      integer
              default: 2
  memory_mb  integer
              default: 16384
  gpus       [...]
  ssh_user   string
              default:
  ssh_key    string
              default:
  nodes      [...]
  kubernetes_version* string
}]

```

POST /clusters/{clusterId}/node-groups/ Create a cluster node group



Parameters

Try it out

Name	Description
------	-------------

clusterId * required string (path)	The id of the cluster
---	-----------------------

clusterId - The id of the cluster

Request body

application/json

Create cluster node group properties

Example Value Schema


```

NodeGroup {
  name*      string
  size*      integer
             minimum: 1
  template   string
  vcpus      integer
             default: 2
  memory_mb  integer
             default: 16384
  gpus       [...]
  ssh_user   string
             default:
  ssh_key    string
             default:
  nodes      [...]
  kubernetes_version* string
}

```

Responses

Code	Description	Links
201	Cluster node group creation response	No links

Media type

application/json

Controls Accept header.

Example Value Schema

```

NodeGroup {
  name*      string
  size*      integer
             minimum: 1
  template   string
  vcpus      integer
             default: 2
  memory_mb  integer
             default: 16384
  gpus       [...]
  ssh_user   string
             default:
  ssh_key    string
             default:
  nodes      [...]
  kubernetes_version* string
}

```

400	Bad request	No links
-----	-------------	----------

Media type

application/json

Example Value Schema

```

{
}

```

GET /clusters/{clusterId}/node-groups/{nodeGroupId}/ Info for a specific cluster node groups



Parameters

Try it out

Name	Description
clusterId * required string (path)	The id of the cluster
nodeGroupId * required string (path)	The id of the node group

clusterId - The id of the cluster

nodeGroupId - The id of the node group

Responses

Code	Description	Links
200	Cluster node group response	No links

Media type

application/json

Controls Accept header.

Example Value Schema

```

NodeGroup {
  name*      string
  size*      integer
             minimum: 1
  template  string
  vcpus     integer
             default: 2
  memory_mb integer
             default: 16384
  gpus      [...]
  ssh_user  string
             default:
  ssh_key   string
             default:
  nodes     [...]
  kubernetes_version* string
}

```

404	Resource not found	No links
-----	--------------------	----------

PATCH /clusters/{clusterId}/node-groups/{nodeGroupId}/ Update a specific cluster node group



Parameters

Try it out

Name	Description
clusterId * required string (path)	The id of the cluster <input type="text" value="clusterId - The id of the cluster"/>
nodeGroupId * required string (path)	The id of the node group <input type="text" value="nodeGroupId - The id of the node group"/>

Request body

application/json

Update cluster node group properties

Example Value Schema

```
NodeGroup {
  name*      string
  size*      integer
             minimum: 1
  template   string
  vcpus      integer
             default: 2
  memory_mb  integer
             default: 16384
  gpus       [...]
  ssh_user   string
             default:
  ssh_key    string
             default:
  nodes      [...]
  kubernetes_version* string
}
```

Responses

Code	Description	Links
------	-------------	-------

Code	Description	Links
200	<p>Cluster node group response</p> <p>Media type <div style="border: 1px solid green; padding: 2px; display: inline-block;">application/json</div> <small>Controls Accept header.</small></p> <p>Example Value Schema</p> <pre> NodeGroup { name* string size* integer minimum: 1 template string vcpus integer default: 2 memory_mb integer default: 16384 gpus [...] ssh_user string default: ssh_key string default: nodes [...] kubernetes_version* string } </pre>	No links
400	<p>Bad request</p> <p>Media type <div style="border: 1px solid black; padding: 2px; display: inline-block;">application/json</div></p> <p>Example Value Schema</p> <pre> { } </pre>	No links
404	<p>Resource not found</p>	No links

DELETE /clusters/{clusterId}/node-groups/{nodeGroupId}/ Delete a specific cluster node group

Parameters Try it out

Name	Description
clusterId * required string (path)	The id of the cluster <div style="border: 1px solid gray; padding: 5px; width: fit-content; margin-left: 20px;">clusterId - The id of the cluster</div>

Name	Description
nodeGroupId * required string (path)	The id of the node group

nodeGroupId - The id of the node group

Responses

Code	Description	Links
204	No response body	No links
404	Resource not found	No links

Providers



GET /providers/ List all providers



Parameters

Try it out

No parameters

Responses

Code	Description	Links
200	An array of Providers	No links

Media type

application/json

Controls Accept header.

Example Value Schema

```

Providers [ {
  anyOf ->
    AKSProvider {...}
    EKSPROvider {...}
    OpenstackProvider {...}
    VsphereProvider {...}
}]

```

POST /providers/ Create a provider



Parameters

Try it out

No parameters

Request body

application/json

Create provider properties

Example Value Schema


```

BaseProvider {
  name*      string
  type*     string
}

```

Responses

Code	Description	Links
201	<p>Provider creation response</p> <p>Media type</p> <p>application/json</p> <p>Controls Accept header.</p> <p>Example Value Schema</p> <pre> Providers [{ anyOf -> AKSProvider {...} EKSPROvider {...} OpenstackProvider {...} VsphereProvider {...} }] </pre>	No links
400	<p>Bad request</p> <p>Media type</p> <p>application/json</p> <p>Example Value Schema</p> <pre> { } </pre>	No links

GET /providers/regions/ Regions for a given provider type 


Parameters Try it out

Name	Description
type * required string (query)	The provider type (only 'eks' is currently supported)

type - The provider type (only 'eks' is currentl

Responses

Code	Description	Links
200	successful response	No links
	Media type <div style="border: 2px solid green; padding: 2px; display: inline-block;">application/json</div> Controls Accept header.	
	Example Value Schema <div style="text-align: center;">[string]</div>	
400	Bad request	No links
	Media type <div style="border: 2px solid black; padding: 2px; display: inline-block;">application/json</div> Example Value Schema <div style="text-align: center;">{ } }</div>	

GET /providers/{providerId}/ Info for a specific provider 

Parameters Try it out

Name	Description
------	-------------

Name	Description
------	-------------

providerId * required

string The id of the provider to retrieve

(path)

providerId - The id of the provider to retrieve

Responses

Code	Description	Links
------	-------------	-------

200	Returns one of our Provider types	No links
-----	-----------------------------------	----------

Media type

application/json

Controls Accept header.

Example Value Schema

```

{
  oneOf ->
    AKSProvider {...}
    EKSPROvider {...}
    OpenstackProvider {...}
    VsphereProvider {...}
}

```

404	Resource not found	No links
-----	--------------------	----------

PATCH /providers/{providerId}/ Update a specific provider



Parameters

Try it out

Name	Description
------	-------------

providerId * required

string The id of the provider to update

(path)

providerId - The id of the provider to update

Request body

application/json

Update provider properties

Example Value Schema


```

BaseProvider {
  name*      string
  type*     string
}

```

Responses

Code	Description	Links
200	<p>Returns one of our Provider types</p> <p>Media type <input type="text" value="application/json"/> <small>Controls Accept header.</small></p> <p>Example Value Schema</p> <pre> { oneOf -> AKSProvider {...} EKSPROvider {...} OpenstackProvider {...} VsphereProvider {...} } </pre>	No links
400	<p>Bad request</p> <p>Media type <input type="text" value="application/json"/></p> <p>Example Value Schema</p> <pre> { } </pre>	No links
404	<p>Resource not found</p>	No links

DELETE /providers/{providerId}/ Delete a specific provider 

Parameters

Name	Description

Name	Description
providerId * required	The id of the provider to delete
string (path)	

Responses

Code	Description	Links
204	No response body	No links
404	Resource not found	No links

GET /providers/{providerId}/instance-types/ Instance types for a specific provider



Parameters

Try it out

Name	Description
providerId * required	The id of the provider
string (path)	

Responses

Code	Description	Links
200	successful response	No links

Media type


application/json

Controls Accept header.

Example Value Schema

[string]

Code	Description	Links
404	Resource not found	No links

GET `/providers/{providerId}/roles/` Roles for a specific provider 


Parameters Try it out

Name	Description
providerId * required string (path)	The id of the provider

providerId - The id of the provider

Responses

Code	Description	Links
200	successful response	No links
	Media type application/json Controls Accept header.	
	Example Value Schema [string]	
404	Resource not found	No links

GET `/providers/{providerId}/images/` Images for a specific provider 

Parameters Try it out

Name	Description
providerId * required string (path)	The id of the provider

providerId - The id of the provider

Responses

Code	Description	Links
200	successful response Media type application/json Controls Accept header. Example Value Schema [string]	No links
404	Resource not found	No links

GET /providers/{providerId}/networks/ Networks for a specific provider



Parameters


Try it out

Name	Description
providerId * required string (path)	The id of the provider providerId - The id of the provider

Responses

Code	Description	Links
200	successful response Media type application/json Controls Accept header. Example Value Schema [string]	No links

Code	Description	Links
404	Resource not found	No links

GET `/providers/{providerId}/flavors/` Flavors (openstack) for a specific provider 


Parameters Try it out

Name	Description
providerId * required string (path)	The id of the provider

providerId - The id of the provider

Responses

Code	Description	Links
200	successful response	No links
	Media type application/json Controls Accept header.	
	Example Value Schema [string]	
404	Resource not found	No links

GET `/providers/{providerId}/availability-zones/` Availability Zones for a specific provider 

Parameters Try it out

Name	Description
providerId * required string (path)	The id of the provider

providerId - The id of the provider

Responses

Code	Description	Links
200	<p>successful response</p> <p>Media type</p> <p>application/json</p> <p>Controls Accept header.</p> <p>Example Value Schema</p> <p>[string]</p>	No links
404	Resource not found	No links

GET /providers/{providerId}/routers/ Routers for a specific provider



Parameters


Try it out

Name	Description
<p>providerId * required</p> <p>string</p> <p>(path)</p>	<p>The id of the provider</p> <p>providerId - The id of the provider</p>

Responses

Code	Description	Links
200	<p>successful response</p> <p>Media type</p> <p>application/json</p> <p>Controls Accept header.</p> <p>Example Value Schema</p> <p>[string]</p>	No links

Code	Description	Links
404	Resource not found	No links

GET `/providers/{providerId}/ssh-keys/` SSH Keys for a specific provider 


Parameters Try it out

Name	Description
providerId * required string (path)	The id of the provider

providerId - The id of the provider

Responses

Code	Description	Links
200	successful response	No links
	Media type application/json Controls Accept header.	
	Example Value Schema [string]	
404	Resource not found	No links

GET `/providers/{providerId}/dns-servers/` DNS Servers for a specific provider 

Parameters Try it out

Name	Description
providerId * required string (path)	The id of the provider

providerId - The id of the provider

Responses

Code	Description	Links
200	<p>successful response</p> <p>Media type application/json <small>Controls Accept header.</small></p> <p>Example Value Schema</p> <p style="text-align: center;">[string]</p>	No links
404	Resource not found	No links

GET /providers/{providerId}/datacenters/ Datacenters for a specific provider



Parameters


Try it out

Name	Description
providerId * required string (path)	<p>The id of the provider</p> <div style="border: 1px solid gray; padding: 5px; margin-top: 10px;"> providerId - The id of the provider </div>

Responses

Code	Description	Links
200	<p>successful response</p> <p>Media type application/json <small>Controls Accept header.</small></p> <p>Example Value Schema</p> <p style="text-align: center;">[string]</p>	No links

Code	Description	Links
404	Resource not found	No links

GET `/providers/{providerId}/clusters/` Clusters (vSphere) for a specific provider (not CCP tenant clusters) 


Parameters [Try it out](#)

Name	Description
providerId * required string (path)	The id of the provider

providerId - The id of the provider

Responses

Code	Description	Links
200	successful response	No links
	Media type application/json Controls Accept header.	
	Example Value Schema [string]	
404	Resource not found	No links

GET `/providers/{providerId}/resource-pools/` Resource Pools for a specific provider 

Parameters [Try it out](#)

Name	Description
providerId * required string (path)	The id of the provider

providerId - The id of the provider

Responses

Code	Description	Links
200	<p>successful response</p> <p>Media type</p> <p>application/json</p> <p>Controls Accept header.</p> <p>Example Value Schema</p> <p>[string]</p>	No links
404	Resource not found	No links

GET /providers/{providerId}/datastores/ Datastores for a specific provider



Parameters


Try it out

Name	Description
<p>providerId * required</p> <p>string</p> <p>(path)</p>	<p>The id of the provider</p> <p>providerId - The id of the provider</p>

Responses

Code	Description	Links
200	<p>successful response</p> <p>Media type</p> <p>application/json</p> <p>Controls Accept header.</p> <p>Example Value Schema</p> <p>[string]</p>	No links

Code	Description	Links
404	Resource not found	No links

GET `/providers/{providerId}/gpus/` GPUs for a specific provider 


Parameters **Try it out**

Name	Description
providerId * required string (path)	The id of the provider

providerId - The id of the provider

Responses

Code	Description	Links
200	successful response	No links
	Media type application/json Controls Accept header.	
	Example Value Schema [string]	
404	Resource not found	No links

GET `/providers/{providerId}/gpu-vms/` GPU VMs for a specific provider 

Parameters **Try it out**

Name	Description
providerId * required string (path)	The id of the provider

providerId - The id of the provider

Responses

Code	Description	Links
200	<p>successful response</p> <p>Media type</p> <p>application/json</p> <p>Controls Accept header.</p> <p>Example Value Schema</p> <p>[string]</p>	No links
404	Resource not found	No links

GET /providers/{providerId}/hx-overrides/ HX Overrides for a specific provider



Parameters


Try it out

Name	Description
<p>providerId * required</p> <p>string</p> <p>(path)</p>	<p>The id of the provider</p> <p>providerId - The id of the provider</p>

Responses

Code	Description	Links
200	<p>successful response</p> <p>Media type</p> <p>application/json</p> <p>Controls Accept header.</p> <p>Example Value Schema</p> <p>[string]</p>	No links

Code	Description	Links
404	Resource not found	No links


GET `/providers/{providerId}/vms/` VMs for a specific provider 

Parameters **Try it out**

Name	Description
providerId * required string (path)	The id of the provider

Responses

Code	Description	Links
200	successful response	No links
Media type		
application/json		
Controls Accept header.		
Example Value Schema		
[string]		
404	Resource not found	No links

GET `/providers/{providerId}/resource-groups/` Resource Groups for a specific provider 

Parameters **Try it out**

Name	Description
providerId * required string (path)	The id of the provider

Responses

Code	Description	Links
200	<p>successful response</p> <p>Media type</p> <p>application/json</p> <p>Controls Accept header.</p> <p>Example Value Schema</p> <p>[string]</p>	No links
404	Resource not found	No links

GET /providers/{providerId}/locations/ Locations for a specific provider



Parameters

Try it out

Name	Description
<p>providerId * required</p> <p>string</p> <p>(path)</p>	<p>The id of the provider</p> <p>providerId - The id of the provider</p>

Responses

Code	Description	Links
200	<p>successful response</p> <p>Media type</p> <p>application/json</p> <p>Controls Accept header.</p> <p>Example Value Schema</p> <p>[string]</p>	No links

Code	Description	Links
404	Resource not found	No links

System ▼

GET /system/healthz/ Health check

Parameters Try it out

No parameters

Responses

Code	Description	Links
204	health check was completed successfully	No links

Media type

application/json

Controls Accept header.

Example Value **Schema**

```
{
}
```

POST /system/login/ Login to a local user or LDAP account


Parameters Try it out

No parameters

Responses

Code	Description	Links
------	-------------	-------

Code	Description	Links
200	successful login	No links
Media type		
application/json		
Controls Accept header.		
Example Value Schema		
<pre>{ }</pre>		


GET /system/profile/ Returns profile data for current user 

Parameters Try it out

No parameters

Responses

Code	Description	Links
200	successful request	No links
Media type		
application/json		
Controls Accept header.		
Example Value Schema		
<pre>{ username string the authenticated user's username role string the authenticated user's role }</pre>		

Schemas 


```

AciProfile {
  control_plane_contract_name* string
  nameservers*
      [...]
  node_vlan_start
      integer
      minimum: 1
      maximum: 4094
  node_vlan_end
      integer
      minimum: 1
      maximum: 4094
  multicast_range
  service_subnet_start
  pod_subnet_start
  name*
  apic_hosts*
  apic_username*
  apic_password*
  aci_vmm_domain_name*
  aci_infra_vlan_id*
      integer
      minimum: 1
      maximum: 4094
  vrf_name*
  l3_outside_policy_name*
  l3_outside_network_name*
  aaep_name*
  aci_tenant*
}

```

```

Addon {
  name*
  namespace
  overrides
  overrideFiles
      [...]
  status
      {...}
  url
}

```

```

BaseCluster {
  name*
  provider*
  type*
}

```

```

AKSCluster {
  name*
  provider*
  type*
  agent_pool_name*
  kubernetes_version*
  location*
  pod_cidr
  resource_group_name*
  service_cidr
  virtual_kubelet_enabled
  worker_instance_type*
  worker_count*
      integer
      minimum: 1
  network_plugin
  vnet_subnet_id
  docker_bridge_cidr
  dns_service_ip
}

```

```

EKSCluster  {
  name*      string
  provider*  string
  type*      string
  region*    string
  status     string
             readOnly: true

  status_detail {...}
  access_role_arn* string
  kubeconfig   string
             readOnly: true

  vpc_sizing* {...}
  ami*        string
  instance_type* string
  k8s_version* string
  ssh_keys    [...]
  worker_count* integer
             minimum: 1
  vpc_id*     string
}

```

```

OpenstackCluster  {
  name*      string
  provider*  string
  type*      string
  status     string
             readOnly: true

  kubeconfig   string
             readOnly: true

  network_plugin string
  network_type*  string
  public_network_uuid* string
  vm_network_dns_servers [...]
  kubernetes_version* string
  pod_cidr*      string
  ssh_key_name*  string
  master_count*  integer
             minimum: 1
             maximum: 3

  force_id     string
  flavor*     string
  image*      string
  worker_count* integer
             minimum: 1

  master_vip    string
  vm_network_subnet string
  vm_network_uuid string
  http_proxy    string
  https_proxy   string
  ntp_pools     [...]
  ntp_servers   [...]
  root_ca_registries [...]
  router_uuid   string
  self_signed_registries {...}
  etcd_encrypted boolean
             default: false
  skip_management boolean
             default: false

  nginx_ingress_class string
  cinder_az            string
  nova_az              string
  docker_no_proxy     [...]
  control_plane        boolean
             default: false
}

```

```

VsphereCluster {
  name*          string
  provider*     string
  type*         string
  description    string
  aci_profile_name string
                readOnly: true
  control_plane boolean
                default: false
  kubernetes_version string
                readOnly: true
  ip_allocation_method* string
  master_vip    string
  load_balancer_num integer
                minimum: 1
  subnet_id     string
  ntp_pools     [...]
  ntp_servers   [...]
  root_ca_registries [...]
  self_signed_registries {...}
  insecure_registries [...]
  docker_http_proxy string
  docker_https_proxy string
  docker_bip       string
  ingress_as_lb    boolean
                default: true
  nginx_ingress_class string
  etcd_encrypted    boolean
                default: false
  skip_management   boolean
                default: false
  docker_no_proxy   [...]
  routable_cidr     string
  image_prefix      string
  vsphere_infra*   {...}
  master_group*    NodeGroup {...}
  node_groups      [...]
  network_plugin_profile {...}
}

Clusters [Clusters {
  anyOf ->
    AKSCluster {...}
    EKSCluster {...}
    OpenstackCluster {...}
    VsphereCluster {...}
}]

LdapGroup {
  all_clusters_auth boolean
                    readOnly: true
  clusters*         {...}
  ldap_dn*          string
  role*             string
}

```

```
LdapSetup {
  server*      string
  port*       string
  base_dn*    string
  service_account_dn* string
  service_account_password* string
  start_tls*  boolean
  insecure_skip_verify* boolean
  validate_before_save boolean
}
```

```
LocalUser {
  username*   string
  first_name  string
  last_name   string
  role*       string
  disable*    boolean
  password*   string
}
```

```
NodeGroup {
  name*       string
  size*       integer
              minimum: 1
  template    string
  vcpus       integer
              default: 2
  memory_mb   integer
              default: 16384
  gpus        [...]
  ssh_user    string
              default:
  ssh_key     string
              default:
  nodes       [...]
  kubernetes_version* string
}
```

```
BaseProvider {
  name*       string
  type*       string
}
```

```
AKSProvider {
  name*       string
  type*       string
  app_name*   string
  client_id*  string
  client_secret* string
  tenant_id*  string
  subscription_id* string
}
```

```
EKSProvider  {
  name*      string
  type*      string
  role_arn*  string
  access_key_id* string
  secret_access_key* string
}
```

```
OpenstackProvider {
  name*      string
  type*      string
  auth_url*  string
  ca_cert    string
  domain_name* string
  insecure_skip_verify boolean
  password*  string
  region*    string
  tenant_name* string
  username*  string
}
```

```
VsphereProvider {
  name*      string
  type*      string
  address*   string
  port*      integer
              minimum: 1
              maximum: 65535
  username*  string
  password*  string
  insecure_skip_verify* boolean
}
```

```

Providers  [Providers  {
  anyOf ->
    AKSProvider  {
      name*           string
      type*           string
      app_name*       string
      client_id*      string
      client_secret*  string
      tenant_id*      string
      subscription_id* string
    }
    EKSProvider  {
      name*           string
      type*           string
      role_arn*       string
      access_key_id*  string
      secret_access_key* string
    }
    OpenstackProvider {
      name*           string
      type*           string
      auth_url*       string
      ca_cert         string
      domain_name*   string
      insecure_skip_verify boolean
      password*       string
      region*         string
      tenant_name*   string
      username*       string
    }
    VsphereProvider {
      name*           string
      type*           string
      address*        string
      port*           integer
                        minimum: 1
                        maximum: 65535
      username*       string
      password*       string
      insecure_skip_verify* boolean
    }
  }
}

Error  {
  code*   integer($int32)
  message* string
}

```



swagger-api.json

Explore

Note: This section applies to v2 Clusters.

Cisco Container Platform Control Plane API Documentation

[Base URL: <https://Cisco Container Platform Control Plane IP/2/>]
swagger-api.json

Schemes

HTTP

/v3 CCP v3 API



DELETE /v3/{resource} forwards v3 API requests to the v3 API service

GET /v3/{resource} forwards v3 API requests to the v3 API service

HEAD /v3/{resource} forwards v3 API requests to the v3 API service

PATCH /v3/{resource} forwards v3 API requests to the v3 API service

POST /v3/{resource} forwards v3 API requests to the v3 API service

PUT /v3/{resource} forwards v3 API requests to the v3 API service

2/aci_api accessing ACI api



POST /2/aci_api/login ACI login

2/aci_profiles List of ACI profile endpoints



GET /2/aci_profiles Get all ACI profiles

POST /2/aci_profiles Create an ACI profile with the given configuration

GET /2/aci_profiles/{aciProfileName} Get an ACI profile by name

DELETE /2/aci_profiles/{aciProfileUUID} Delete an ACI profile

PATCH /2/aci_profiles/{aciProfileUUID} Update an ACI profile

2/clusters List of cluster endpoints



GET /2/clusters Get all clusters

POST /2/clusters Create a cluster with the given specification

GET /2/clusters/{clusterID}/authz List authorizations for a cluster

POST /2/clusters/{clusterID}/authz Add authorization for a cluster

DELETE /2/clusters/{clusterID}/authz/{authID} Delete authorization for a cluster

GET /2/clusters/{clusterName} Get a cluster by name

DELETE /2/clusters/{clusterUUID} Delete a cluster

PATCH /2/clusters/{clusterUUID} Patch a cluster

PUT /2/clusters/{clusterUUID} Update a cluster

GET /2/clusters/{clusterUUID}/dashboard Get dashboard

GET /2/clusters/{clusterUUID}/env Get cluster environment

GET /2/clusters/{clusterUUID}/helmcharts Get HelmCharts object for a given cluster

POST /2/clusters/{clusterUUID}/helmcharts Create a helmChart for cluster with the given specification

DELETE /2/clusters/{clusterUUID}/helmcharts/{HelmChartUUID} Delete helm chart for cluster

POST /2/clusters/{clusterUUID}/nodepools Create a node pool for a cluster

DELETE /2/clusters/{clusterUUID}/nodepools/{nodePoolID} Delete a node pool from a cluster

PATCH /2/clusters/{clusterUUID}/nodepools/{nodePoolID} Update a node pool in a cluster

PATCH /2/clusters/{clusterUUID}/upgrade Upgrade a cluster

2/keyvalues List of endpoints for key values



GET /2/keyvalues/{key}

POST /2/keyvalues/{key}

2/ldap List of ldap endpoints



GET /2/ldap/groups Get CX LDAP Groups

POST /2/ldap/groups Create CX LDAP Group

PUT /2/ldap/groups Update a CX LDAP Group.

GET /2/ldap/groups/authz Get CX the cluster authorizations for a CX LDAP group

DELETE /2/ldap/groups/{ldapDN} Delete CX LDAP Group specified by LDAP DN

GET /2/ldap/setup Get LDAP parameters

PUT /2/ldap/setup Setup/update LDAP parameters

2/license List of licensing endpoints



DELETE /2/license/{resource} Refer to the smart licensing documentation

GET /2/license/{resource} Refer to the smart licensing documentation

DELETE /2/license/{resource}/{agentID} Refer to the smart licensing documentation

GET /2/license/{resource}/{agentID} Refer to the smart licensing documentation

POST /2/license/{resource}/{agentID} Refer to the smart licensing documentation

2/localusers



GET /2/localusers Get CX local users

POST /2/localusers Create CX local user

DELETE /2/localusers/{username} Delete a local user

PATCH /2/localusers/{username} Update a local user. Can provide either or both parameters.

PATCH /2/localusers/{username}/password Update

2/providerclientconfigs List of provider client config endpoints



GET /2/providerclientconfigs Get provider client configuration list

POST /2/providerclientconfigs Add provider client configuration

DELETE /2/providerclientconfigs/{clientconfigUUID} Delete provider client configuration

GET /2/providerclientconfigs/{clientconfigUUID} Get provider client configuration

PATCH /2/providerclientconfigs/{clientconfigUUID} Update provider client configuration

GET /2/providerclientconfigs/{clientconfigUUID}/clusters Get list of clusters who are using providerclientconfig

GET /2/providerclientconfigs/{clientconfigUUID}/vsphere/datacenter Gets the list of vSphere Data Centers.

GET /2/providerclientconfigs/{clientconfigUUID}/vsphere/datacenter/{datacenterName}/cluster Gets the list of vSphere Clusters in a datacenter.

GET /2/providerclientconfigs/{clientconfigUUID}/vsphere/datacenter/{datacenterName}/cluster/{clusterName}/gpu Gets the list of vSphere GPUs.

GET /2/providerclientconfigs/{clientconfigUUID}/vsphere/datacenter/{datacenterName}/cluster/{clusterName}/pool Gets the list of vSphere Pools.

GET /2/providerclientconfigs/{clientconfigUUID}/vsphere/datacenter/{datacenterName}/datastore Gets the list of vSphere Datastores.

GET /2/providerclientconfigs/{clientconfigUUID}/vsphere/datacenter/{datacenterName}/network Gets the list of vSphere Networks.

GET /2/providerclientconfigs/{clientconfigUUID}/vsphere/datacenter/{datacenterName}/vm Gets the list of vSphere Virtual Machines.

2/rbac



GET /2/rbac get the role of the current user

2/system List of system endpoints



GET /2/system/CorcHealth Get corc health

GET /2/system/health Returns the health of the system

GET /2/system/livenessHealth Returns a string representing the health of the system

POST /2/system/login Management server login

Models



```
api.ACILoginReply {  
  token*      string  
}
```

```
api.ACILoginRequest {  
  apic_ips*   string  
  apic_password* string  
  apic_username* string  
}
```

```
api.AddAuthorization {  
  Local*      boolean  
  Name*       string  
}
```

```
api.AddAuthorizationReply {  
  AuthID*     string  
  Local*      boolean  
  Name*       string  
}
```

```
api.CorcHealthReply {  
}
```

```
api.CorcHealthRequest {  
}
```

```
api.CreateLocalUserRequest {
  Disable*      boolean
  FirstName*    string
  LastName*     string
  Password*     string
  Role*         string
  Token*        string
  UserName*     string
}
```

```
api.CreateLocalUserResponse {
}
```

```
api.CreateNodePoolReply {
  NodePool*          api.CreateNodePoolReply.NodePool {...}
}
```

```
api.CreateNodePoolReply.NodePool {
}
```

```
api.DeleteNodePoolReply {
}
```

```
api.GetVSphereClustersReply {
  Clusters*          [...]
}
```

```
api.GetVSphereDatacentersReply {
  Datacenters*       [...]
}
```

```
api.GetVSphereDatastoresReply {
  Datastores*        [...]
}
```

```
api.GetVSpHEREGpusReply {
  gpus*          [...]
}
```

```
api.GetVSpHERENetworksReply {
  Networks*      [...]
}
```

```
api.GetVSpHEREPoolsReply {
  Pools*         [...]
}
```

```
api.GetVSpHEREVMsReply {
  VMs*           [...]
}
```

```
api.GpuHostIndex {
  gpu_type*      string
  hosts*         [...]
}
```

```
api.HostGpuCount {
  count*         integer($int32)
  hostname*      string
}
```

```
api.LdapGroup {
  LdapDN*        string
  Role*          string
}
```

```
api.NodePoolRequest {
  gpus*           [...]
  labels*         string
  memory*         integer($int64)
  name*           string
  node_ip_pool_uuid* string
  size*           integer($int32)
  taints*         string
  template*       string
  vcpus*          integer($int32)
}
```

```
api.ResizeNodePoolRequest {
  size*           integer($int32)
}
```

```
api.UpdateLocalUserPasswordRequest {
  logged_in_user_password* string
  new_password*           string
}
```

```
api.UpdateLocalUserRequest {
  Disable*         boolean
  FirstName*       string
  LastName*        string
  Role*            string
}
```

```
ipam.IPInfo {
  gateway*         string
  id*              integer
  ip*              string
  mtu*             integer($int32)
  nameservers*    [...]
  netmask*         string
  subnet          string
  uuid*           string
}
```

```
ipam.LoadBalancerIPInfo {
  IPInfo*          ipam.IPInfo {...}
  never_release*   boolean
}
```

```
ipam.NodeIPInfo {
  IPInfo*
  if_name*
  type*
  ipam.IPInfo {...}
  string
  {...}
}
```

```
main.GetRoleResonse {
  role* string
}
```

```
types.ACIProfile {
  aaep_name* string
  aci_allocator
  aci_infra_vlan_id* integer
  aci_tenant* string
  aci_vmm_domain_name* string
  apic_hosts* string
  apic_password* string
  apic_username* string
  control_plane_contract_name* string
  l3_outside_network_name* string
  l3_outside_policy_name* string
  name* string
  nameservers* [...]
  uuid* string
  vrf_name* string
}
```

```
types.ACIProfileAllocatorConfig {
  multicast_range* string
  node_vlan_end* integer
  node_vlan_start* integer
  pod_subnet_start* string
  service_subnet_start* string
}
```



```
types.Cluster.Infra {  
}
```

```
types.Cluster.master_node_pool {  
}
```

```
types.Cluster.node_pools {  
}
```

```
types.Cluster.worker_node_pool {  
}
```

```
types.GpuTypeCount {  
  count*          integer($int32)  
  gpu_type*       string  
}
```

```
types.HelmChart {  
  chart_url*      string  
  cluster_UUID*   string  
  helmchart_uuid* string  
  name*           string  
  options*        string  
}
```

```
types.K8SNodeStatus {  
  LastTransitionTime* string  
  NodeCondition*      string  
  NodeName*           string  
  NodeStatus*         string  
}
```

```
types.K8SPodStatus {  
  LastTransitionTime* string  
  PodCondition*       string  
  PodName*            string  
  PodStatus*          string  
}
```

```
types.Kubeadm    {
  provider*      types.VsphereCloudProvider {...}
  provider_type* string
}
```

```
types.Label     {
  key*          string
  value*       string
}
```

```
types.LdapSetup {
  BaseDN*       string
  InsecureSkipVerify* boolean
  Port*        integer
  Server*      string
  ServiceAccountDN* string
  ServiceAccountPassword* string
  StartTLS*    boolean
}
```

```
types.LoginStatus {
  from_host*    string
  last_fail*    string($date-time)
  last_success* string($date-time)
  login_id*     string
  proto*       string
  status*      string
  to_host*     string
  total_fail*  integer($int32)
}
```

```
types.NetworkPluginProfile {
  details*    string
  name*      string
  status*    string
}
```

```
types.Node {
  cloud_init_data* string
  error_log* string
  ip_info* [...]
  is_master* boolean
  kubernetes_version* string
  mac_addresses* [...]
  name* string
  node_pool_id* integer
  node_pool_type* string
  private_ip* string
  public_ip* string
  state* string
  template* string
  uuid* string
}
```

```
types.ProviderClientConfig {
  config* types.ProviderClientConfig.config {...}
  name* string
  type* {...}
  uuid* string
}
```

```
types.ProviderClientConfig.config {
}
```

```
types.SystemHealth {
  CurrentNodes* integer($int32)
  ExpectedNodes* integer($int32)
  NodesStatus* [...]
  PodStatusList* [...]
  TotalSystemHealth* string
}
```

```
types.VsphereClientConfig {
  ip* string
  password string
  port* integer
  username* string
}
```

```
types.VsphereCloudProvider {
  client_config;omitempty* types.VsphereClientConfig {...}
  vsphere_client_config_uuid* string
  vsphere_datacenter* string
  vsphere_datastore* string
  vsphere_scsi_controller_type* string
  vsphere_working_dir* string
}
```

ERROR

